





NOTES:
ALL THE UNITS ARE IN FEET & INCHES
TOTAL SITE AREA : 18000 SQ.FT
BUILT UP AREA: 10000 SQ.FT

LEGEND:

NO	SPACES	AREAS
1	RECEPTION	440 SQ.FT
2	STAFF ROOM	460 SQ.FT
3	PRINCIPAL OFFICE	230 SQ.FT
4	STAFF TOILET	160 SQ.FT
5	CANTEEN	400 SQ.FT
6	KIDS WASHROOM	175 SQ.FT
7	CLASS ROOM	443 SQ.FT
8	PLAYING CORRIDOR	3500 SQ.FT
9	OUTDOOR PLAY	2300 SQ.FT
10	PARKING	600 SQ.FT

Schedule of Joinery

NO	NOS	OPENING	DIMENTION	TYPE
1	2	(A)	5' X 7'	Double Door
2	8	(B)	2'6" X 5'	Flush Door
3	2	(C)	4' X 7'	Glass Door
4	9	(D)	3' X 7'	Single Panel Door
5	1	(E)	7' X 4'6"	Sliding Window
6	1	(F)	9' X 4'6"	Sliding window
7	3	(G)	R- 1'6"	Conceal Window
8	8	(H)	1' X 2'	Ventilation
9	3	(I)	R- 2' x 4'rsq	Kids tunnel

	Door		Ventilation
	Window		Tunnel

PROJECT NAME:
Play School Design

CLIENT NAME:
POD Play School

DRAWING NAME:
Floor Plan

NAME:
Yusuf. Aliasgar. Sadnwala

DATE:
23/04/2019

SHEET NUMBER:

SCALE
1 : 130

01

