MIND MAP.... CAFE

USER PERSPECTIVE

- BRAND (IDENTITY)
- ACOUSTICS NEED TO BE WELL BALANCED NOT TOO LOUD, NOR TOO QUIET.
- PRIVACY: SPACE BETWEEN THE TABLE FOR THE SAFETY AND PRIVACY OF THE CUSTOMER.
- RESTROOMS
- VLOG
  - SELFIE CORNERS.
  - CONCEPT BASED FUN SPACES TO CHILL OUT.
- GOOD CUSTOMER SERVICE
- LIGHTING FEEL WARM AND CALM.
- BEAUTIFUL COLOUR COMBINATIONS
- GOOD FOOD. YUM! YUM!
- GOOD AROMA
- ELEGANT FURNITURES
- GOOD VIEW.
- RELAXING AND AESTHETIC INTERIORS THAT MAKES CUSTOMER FEEL GOOD.

MIND MAP
CAFE
DESIGN PERSPECTIVE

- BRANDING
- RECEPTION
- PRIVACY
  - ENOUGH SPACE BETWEEN THE TABLES.

- LIGHTING: PSYCOLOGICAL INPACT GOOD AMBIANCE
- BASED ON THE WHOLE THEME AND DESIGN

- SUFFICIENT VENTILATION.
- ZONING: 60% DINING AND 40% REST OF THE SPACES.

- KITCHEN:
  - UTILITY SPACE
  - SPACIOUS STATION.
  - GOOD STORAGE.
- ACOUSTICS: GOOD MUSIC

- EYE-CATCHING DESIGN THAT ATTRACTS CUSTOMER.
- RESTROOMS: INBUILT AIR FRESHNER DISPENSARY

- FLOORING: GOOD FLOORING NON-SLIPPERY AND TRENDY.
- ENTRY/EXITS: USER/SPACIOUS/FRIENDLY

- ELECTRICITY AND WATER SUPPLY
- COMFORT FEEL AND WIFI.
- SEPARATE ENTRY AND EXIT

- POST-PANDAMIC VALUES:
  - FOLLOWING PROPER DISTANCE
  - USE OF MASK
  - ANALYZING: NOT MUCH GATHERING.

- FALSE CEILING ARE VERY TRENDY
- GOOD AROMA
- GOOD CHOICE OF WALL COLOURS.

- SAFETY: CCTV
- JANITOR ROOM

- NATURE IMPACT
- IN-BUILT AIR PURIFIERS.



5W1H

WHO

QUESTIONS REVEAL THE CONTEXT OF USE.

- THE PEOPLE
- THEIR TASKS
- TOOLS AND TECHNOLOGY
- ENVIORNMENT

Q.1) WHO ARE THE USER-S?/CUSTOMER?

Q.2) WHO ARE RESPONSI-BLE FOR THE THEMEDESIGN

1) → KIDS, ADULTS, STUDENTS, TEENAG-ERS, OLD AGE PEOPLE.

2) → THE HEAD DESIGNER IS RESPONSIBLE FOR CREATING A WELL-BASED EYE-CATCHING THEMES.

WHY

Q.1) WHY THE SPACE SHOULD BE PROPERLY MANAGED?

Q.2) WHY WE SHOULD MOSTLY FOCUS ON DESIGN

1) → PROPER SPACE MANAGEM-ENT CREATES PROPER SPACE FOR EACH NEEDS AND SAVES MOST OF THE SPACE TO BE UTILISED AND ORGANISED

2) → THIS EMPHASIS BRING IDEAS TO LIFE BASE ON FEEL, BEHAVE, THINK

WHAT

Q.1) WHAT ARE THE REQUIREMENTS?

Q.2) WHAT TYPE OF COLOUR SCHEME WILL BE USED?

1) → THE REQUIRE-MENTS INCLUDES THE SPACE TO BE MORE ORGANIZED, LOW MAINTANANCE, ACCESSIBLE, SUSTAINABLE AND ACCORDING TO THEIR NEEDS.

2) → THE COLOUR SCHEME WILL BE BASED ON THE DESIGN AND THEME CHOOSEN.

HOW

Q.1) HOW WILL YOU DISTRIBUTE THE COLOUR COMPOSITION?

Q.2) HOW THE DESIGN WILL BE IMPLEMENTED?

1) → DISTRIBUTION OF COLOURS WILL BE BASED ON THE THEME, BALANCE, AND AMBIANCE.

2) → THE DESIGN WILL BE IMPLEMENTED ONCE THE THEME, AND DESIGN PERSPECTIVE DO'S/DONT'S ARE CLEAR

WHERE

Q.1) WHERE THE FURNITURE BE PLACED?

Q.2) WHERE IT IS (THEME) GOING TO BE IMPLEMEN-TED?

1) → THE PLACEMENT OF THE FURNITURE WILL BE BASED ON THE SPACE DESIGN AND ALSO THE USER'S STORAGE REQUIRE-MENT.

2) → THE THEME WILL BE IMPLEMENTED BASED ON THE SELECTION OF THE THEME AND BUDGET FRIENDLY

WHEN

Q.1) WHEN TO START, AND WHAT TO START FIRST?

Q.2) WHEN THE WORK WILL BE COMPLETED?

1) → THE PROPER CONSTRUCTION OF BASE AND SPACES.

2) → IT IS BASED ON NO OF WORKERS WORKING AND THE ABILITY TO COMPLETE THE WORK IN GIVEN TIME

INSPIRATION SKETHES

WOODEN STICKS ARE MOULDED IN OVAL SHAPE FOR MAKING A LIGHTING BULB.



BLACK AND WHITE "MADE OF ICE-CREAM STICKS 3D PATTERN

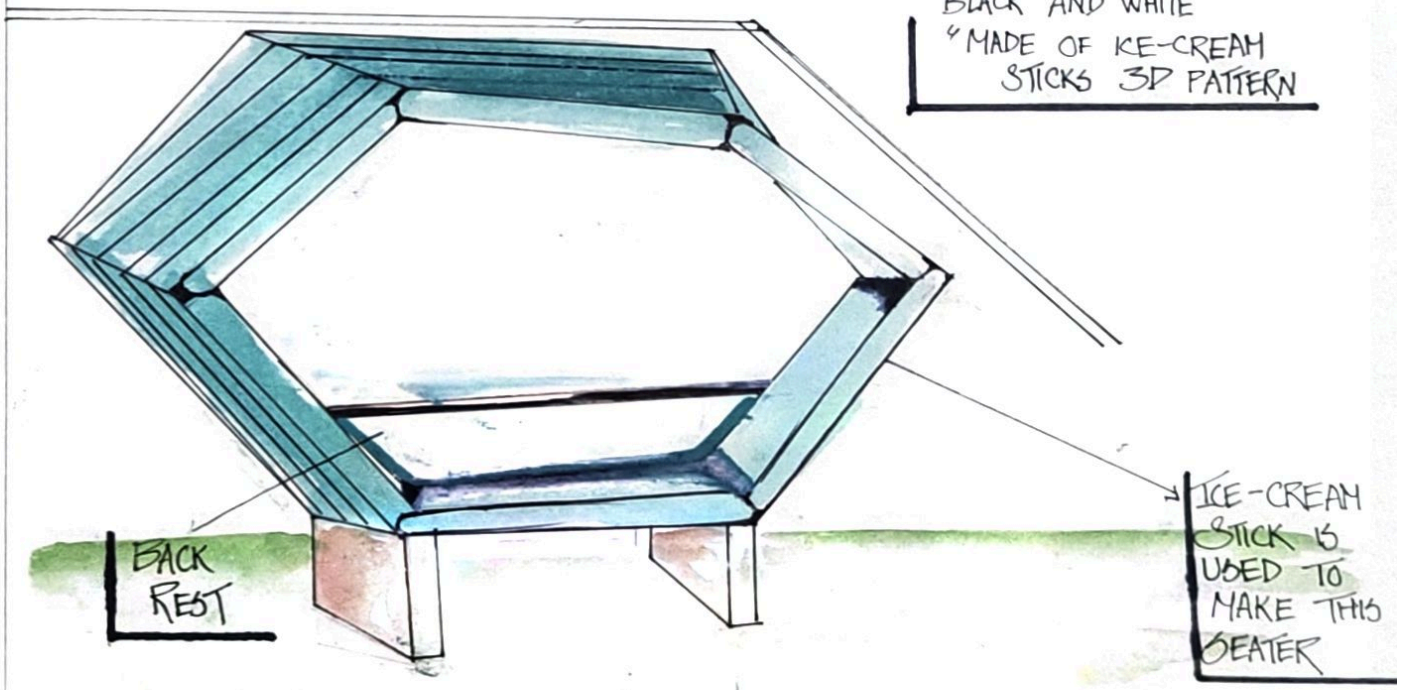

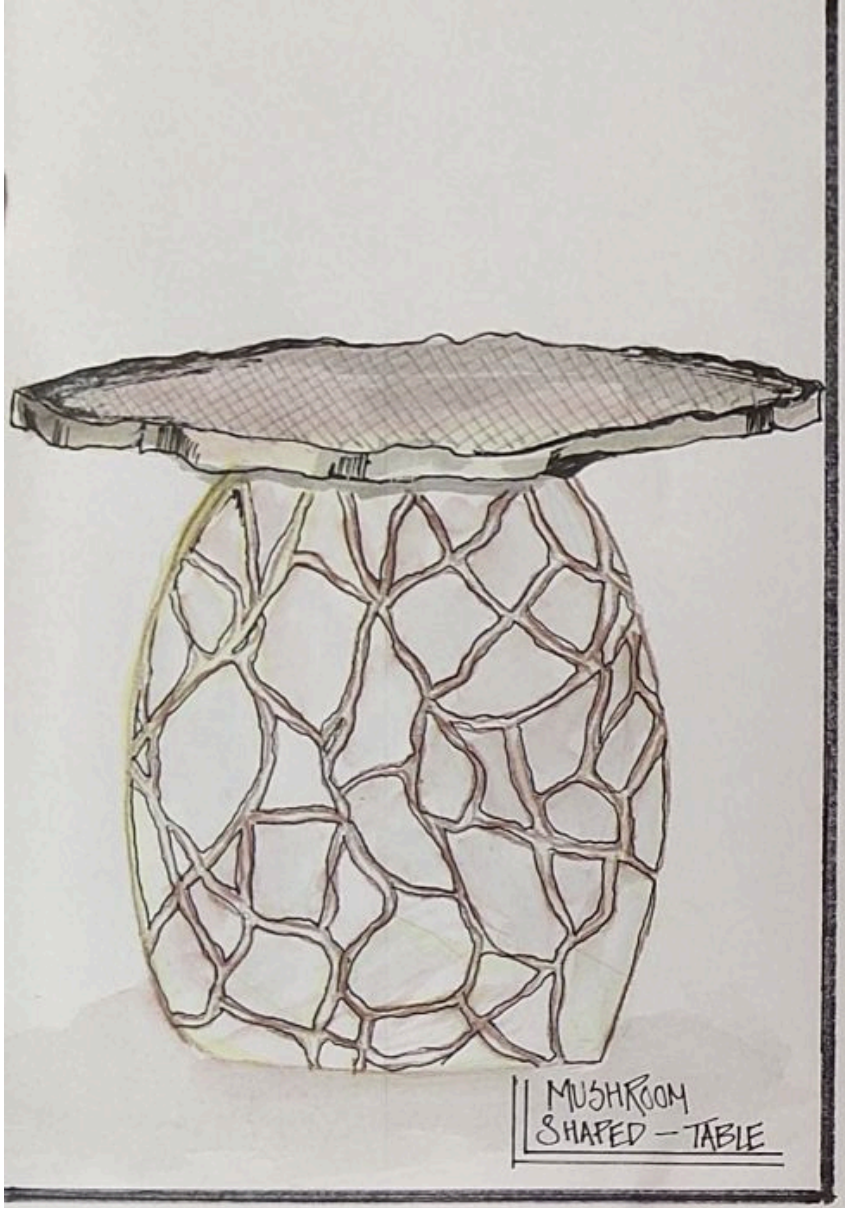

MUSHROOM SHAPED – TABLE

WOODEN SEATING



FOLDING CHAIR

CUSHION CHAIR

3 in 1 Table

INSPIRATION SKETCHES

3D
WALL MURAL
ART USING
ICE-CREAM
STICKS.

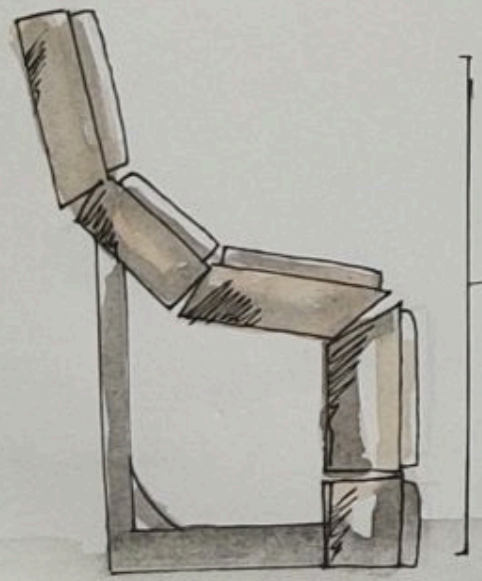

ICE-CREAM
STICKS USED
FOLDABLE CHAIR

INSPIRATION BOARD

- NATURE INSPIRED HANGED BOXES AND CHAIRS CAN BE DONE USING ICE-CREAM STICKS

- WOODEN LANTERS AND BAR COUNTER + CHAIR

- PRIVACY DEPICTED USING WOODEN BARRIERS

- WOODEN STRIPS BENDED AND ARE JOINED TOGETHER

- WOODEN BARRIERS ARE DESIGNED LIKE WAVES.

• THIS BEAUTIFUL WALL PATTERN CAN BE CREATED USING STICKS



• THIS WOODEN LANTERN TREE IS UNIQUE

• WOODEN BARRIER STRUCTURE



• A WOOD MADE TENT.

INSPIRATION BOARD



• THIS ILLUSSION ART IS INSPIRING AND CAN BE RECREATED USING WOODEN MEDIUM.



• THIS BAR COUNTER WITH

INSPIRATION BOARD....

- WOODEN CHADELIER AND WOODEN PYRAMID SHAPED DIVISIONS.

- BEAUTIFUL WOODEN WINDOW CRAFT.

- ABSTRACT WOODEN WALL ART.

- GREENISH VERTICAL PANELS STUCK TOGETHER.

- WOODEN KITCHEN DIVISIONS.

RESTAURANT KITCHENS....

STANDARDS.....

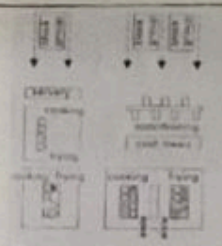

5 Functions and organisation of kitchen

• FUNCTIONS AND ORGANISATION

6 Organisation of cold kitchen

• ORGANISATION OF COLD KITCHEN

1 Basic organisation of the hot kitchen

• BASIC ORGANISATION

2 Kitchen for restaurant with 60-100 places

• KITCHEN FOR RESTAURA

3 Kitchen for restaurant with 150-200 places

• KITCHEN FOR (600-100) RESTAURANT

4 Restaurant kitchen for 150-200 meals

• (150-200) MEALS

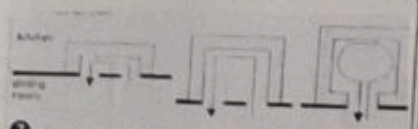

7 Servery, waiter walkway

• WAITER WALKWAY.

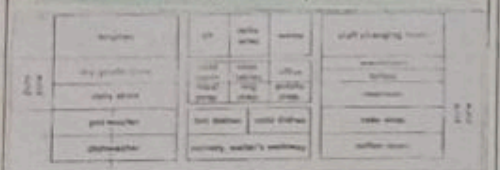

5 Kitchen areas classification and relationship of fully finished areas (hot and cold) and unfresh zones (fresh and cooked vegetables are prepared, this must take place in a separate part of the service area)

• KITCHEN - AREA CLASSIFICATIONS



1 Restaurant kitchen functions

• RESTAURANT KITCHEN FUNCTIONS

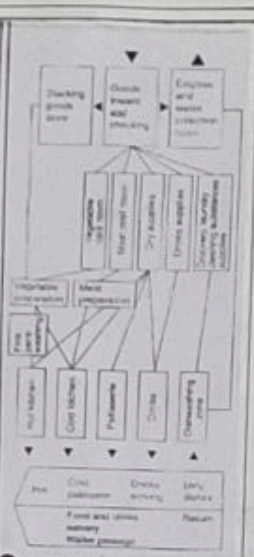

2 Restaurant kitchen organisation

• KITCHEN: ORGANISATION

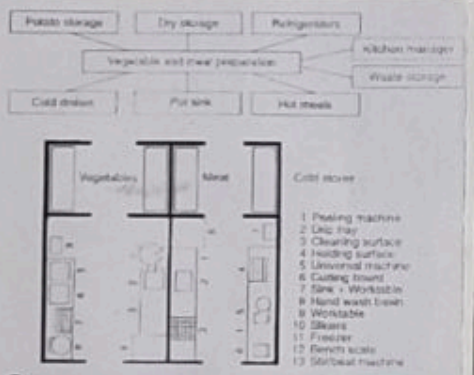

6 Separate preparation of vegetables and meat

• COLD STORE



7 American hotel kitchen system (boiling and roasting areas arranged parallel to the servery)

8 French hotel kitchen system (boiling and roasting area arranged perpendicular to the servery, separation of production and finishing areas)

• DIFFENRENT PREPARATIONS

1 Snack bar

• SNACK BAR

2 Cafe-restaurant

• CAFE - RESTAURANT

3 Large hotel restaurant kitchen

• HOTEL - KITCHEN

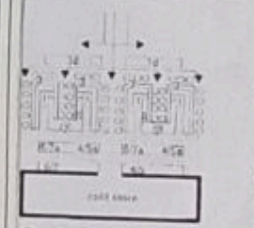

4 Restaurant with buffet and vending machines

• WITH BUFFET

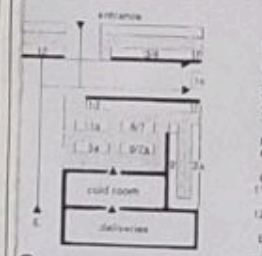

5 Self-service restaurant

• SELF-SERVICE

STANDARDS.....

• SELF-SERVICE



• SELF-SERVICE

• FREE-FLOW





• SELF-SERVICE

• DISHWASHING AREA



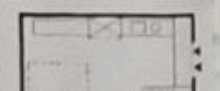

• DISHWASHING AREA

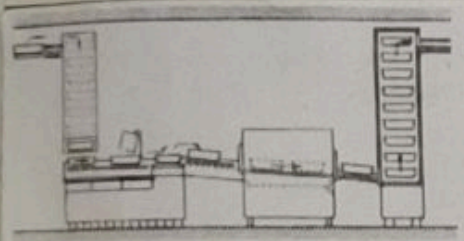

• CONTAINER TRANSPORT

• COMBI STEAMER

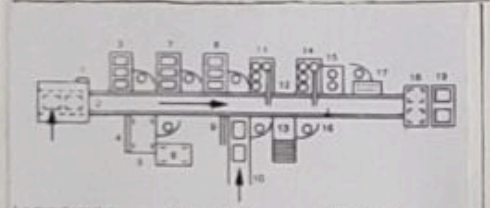

• FOOD SERVING

• CAFETERIA

• AUTOMATIC PASS-THROUGH COOKER

• AUTOMATIC PASS-THROUGH ROASTER.

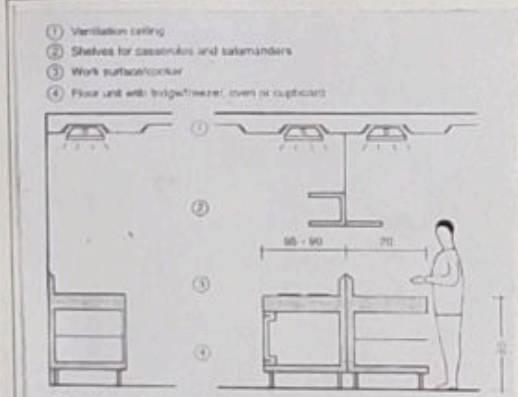

• SECTION THROUGH WORKING AREA.

TYPES AND SIZES

STANDARDS TABLE ARRANGEMENTS

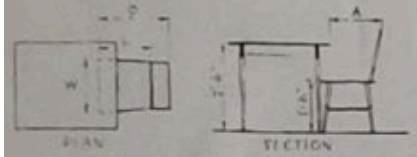

	O	L	W	A
LUXURIOUS	21"	18"	18"-20"	18"
INTERMEDIATE	17"-20"	16"	16"	18
ECONOMICAL	17"-18"	15"	14"	18"

CHAIR DIMENSIONS

LUXURIOUS

INTERMEDIATE

ECONOMICAL

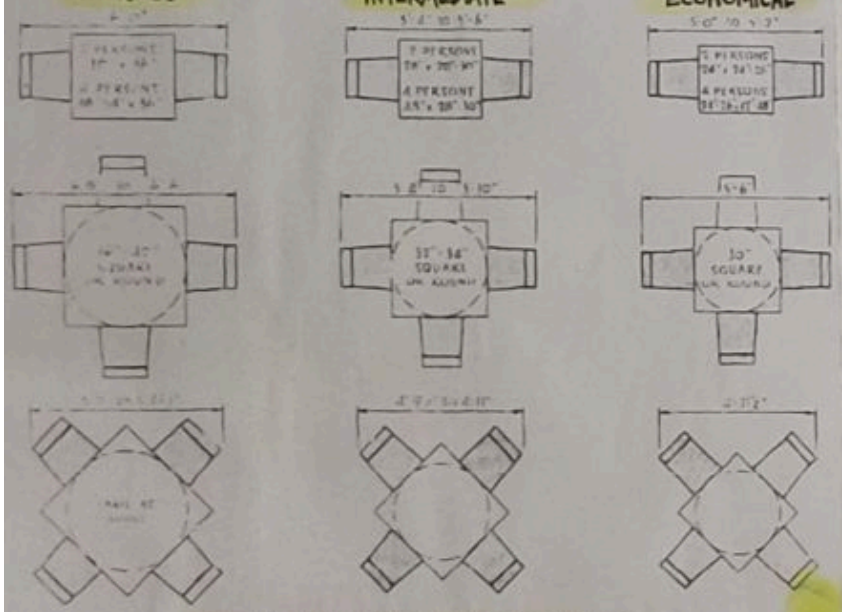

CHAIR-AND-TABLE UNITS (OCCUPIED)

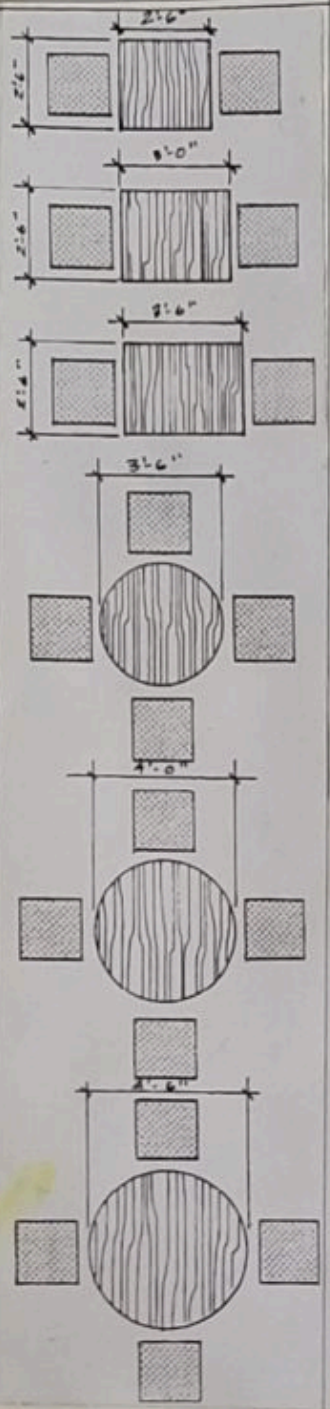

- TABLE ARRANGEMENTS

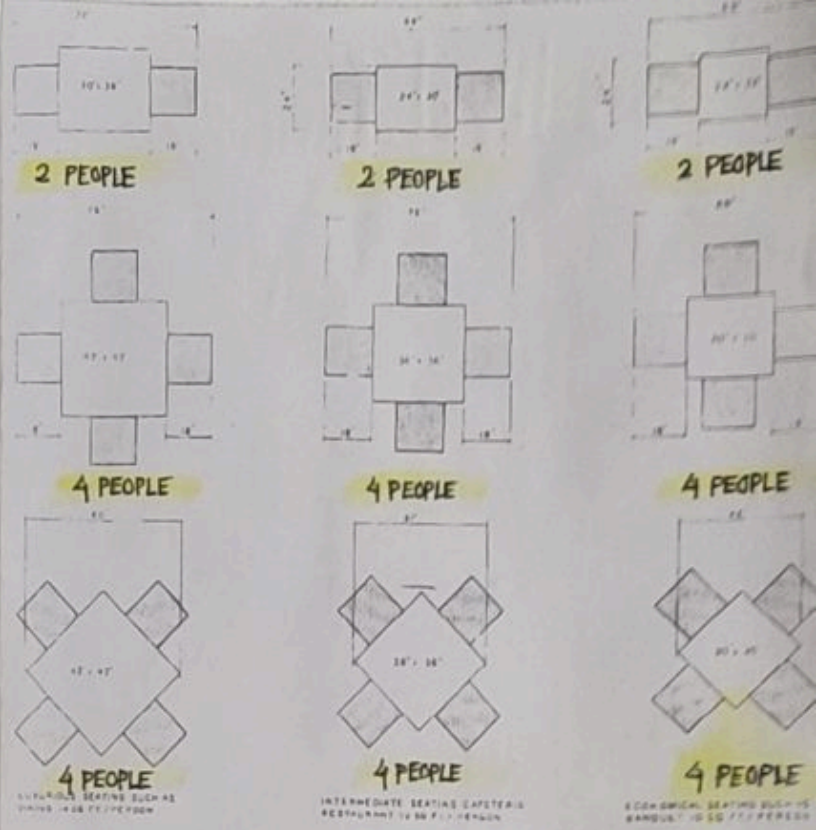

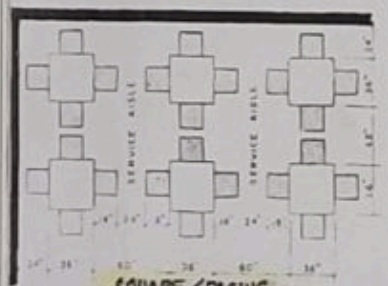

SQUARE SPACING



DIAGONAL SPACING

STANDARDS

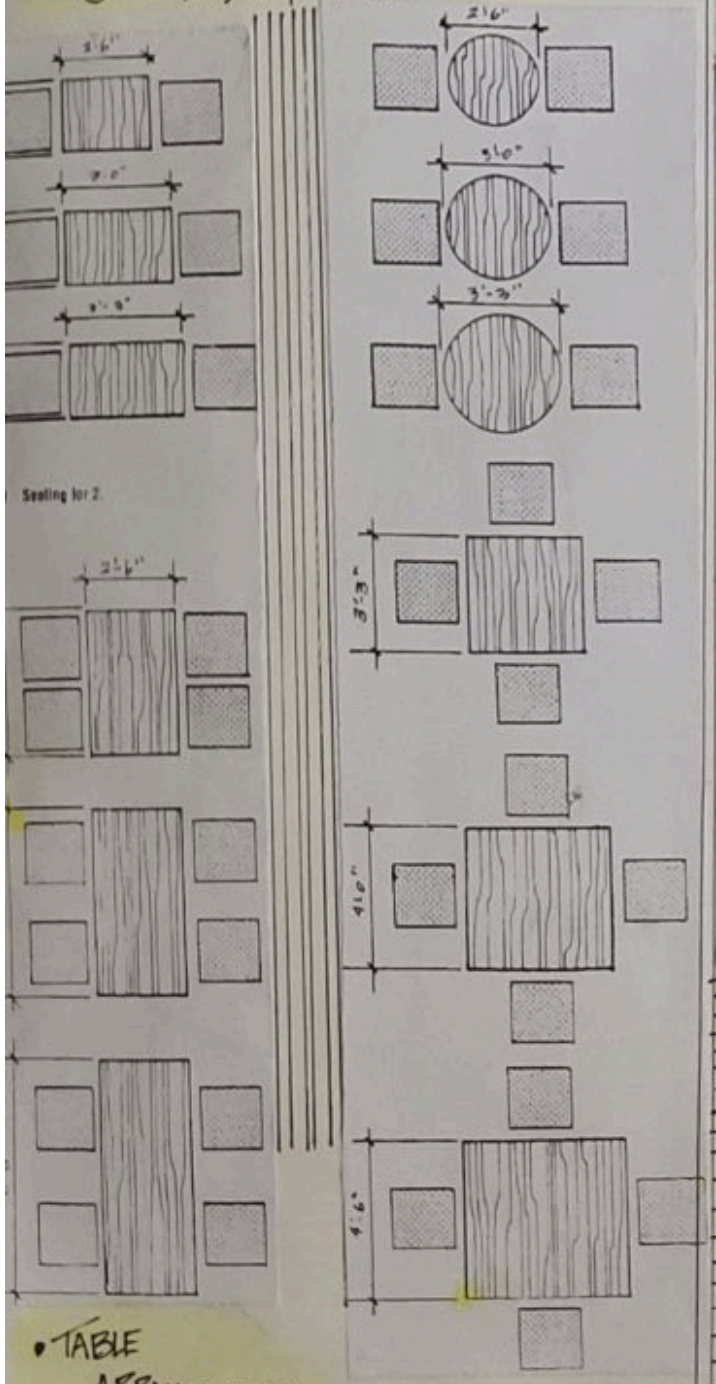

• TABLE ARRANGEMENTS

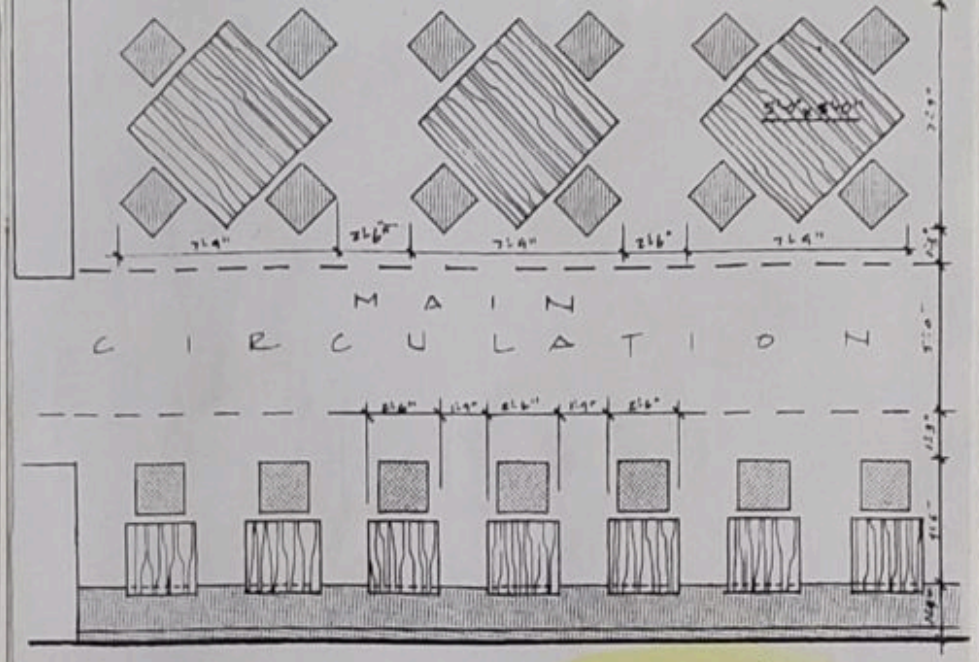

Fig. 8 33 ft × 22 ft, 726 ft², seats 26.

• CIRCULATION

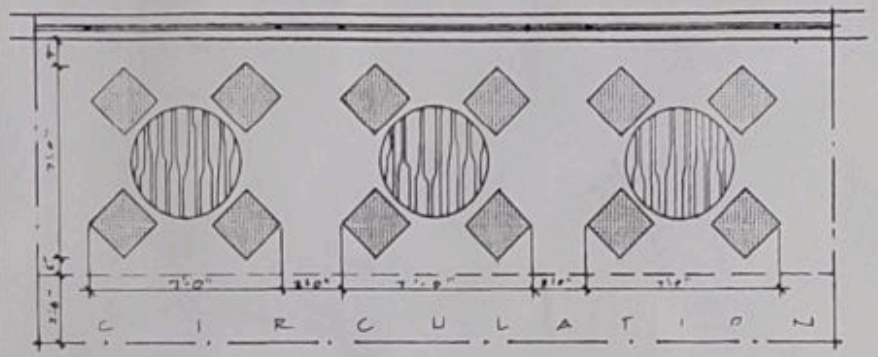

Fig. 9 11 ft × 28 ft, 308 ft², seats 12.

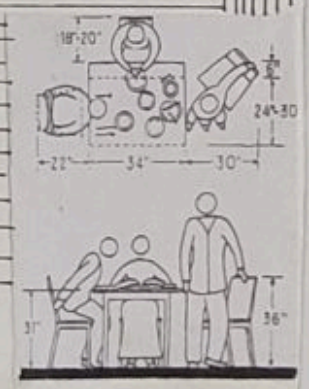

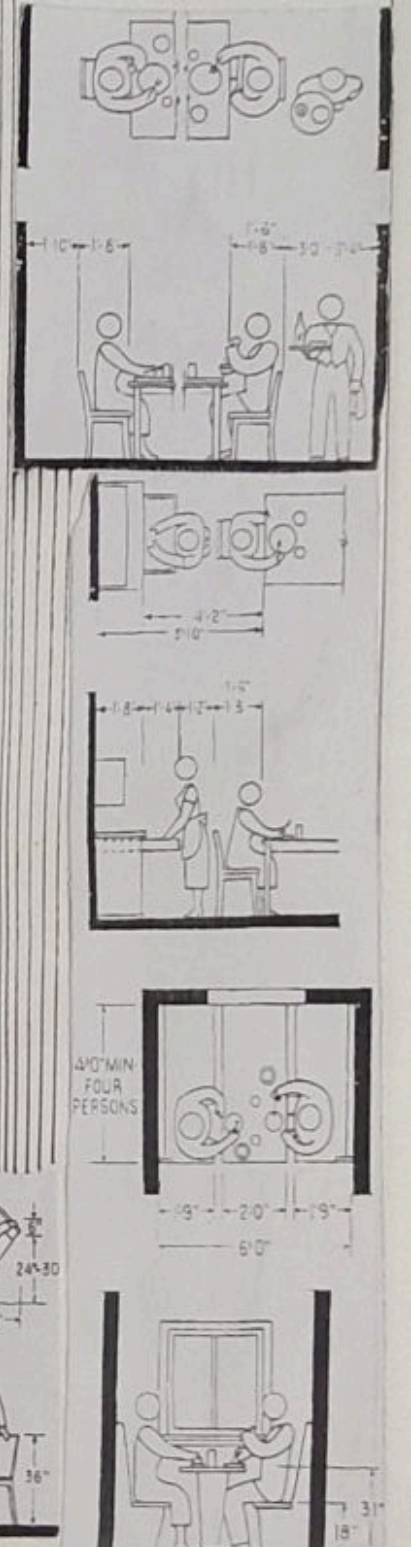

• TABLE: DESIGN CRITERIA

BANQUETTE ARRANGEMENTS

STANDARDS TYPES AND SIZES

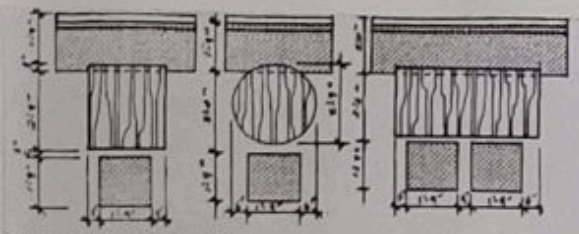

Fig. 11 Mixed banquette seating.

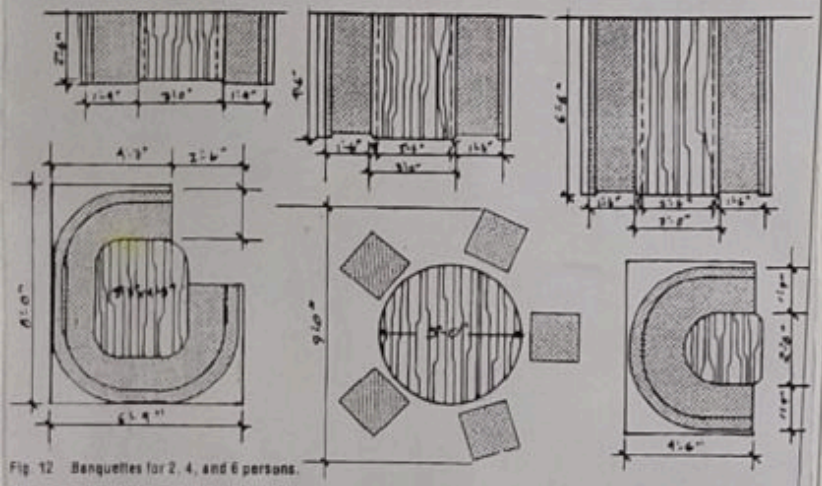

Fig. 12 Banquettes for 2, 4, and 6 persons.

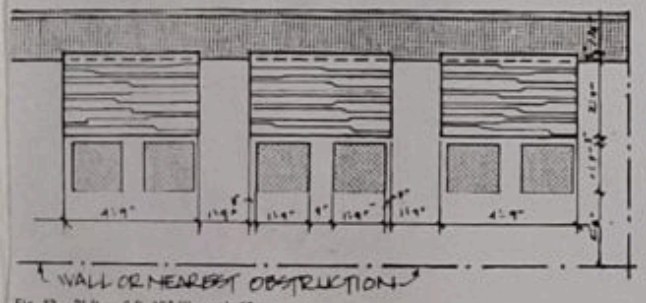

Fig. 13 21 ft × 9 ft, 189 ft², seats 12.

• BAQUETTE SEATING

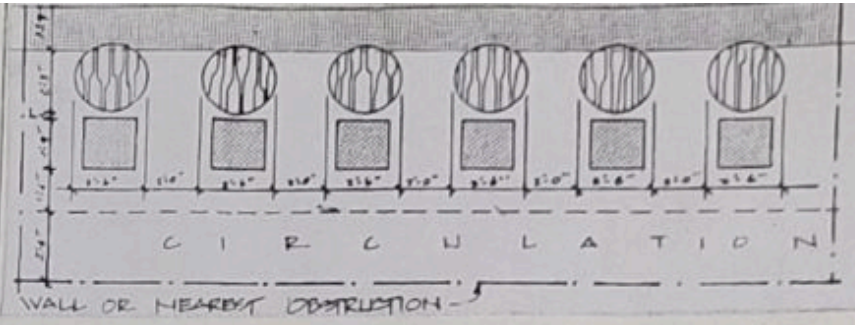

• CIRCULATION

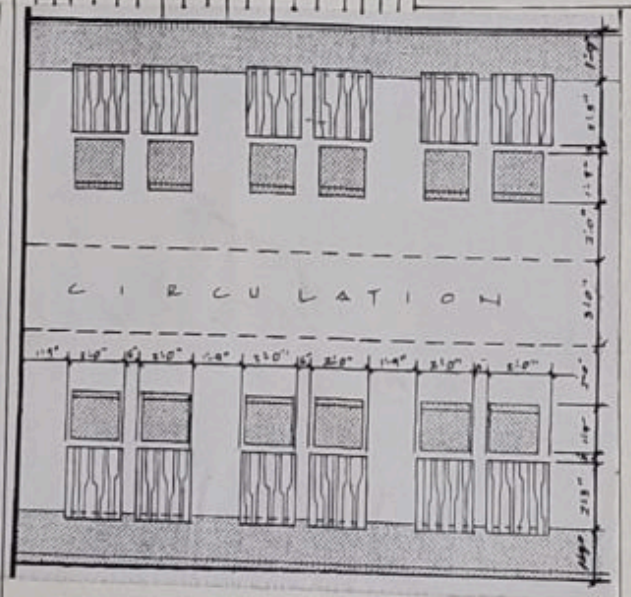

• CIRCULATION

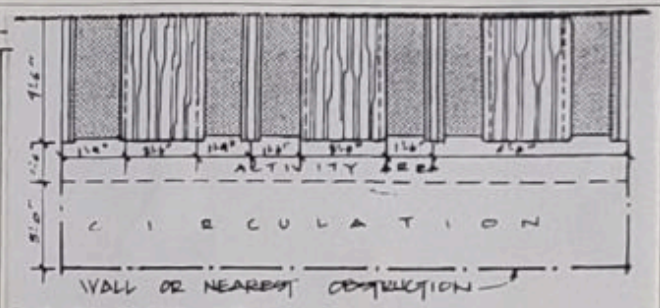

Fig. 15 19 ft × 9 ft, 171 ft², seats 12.

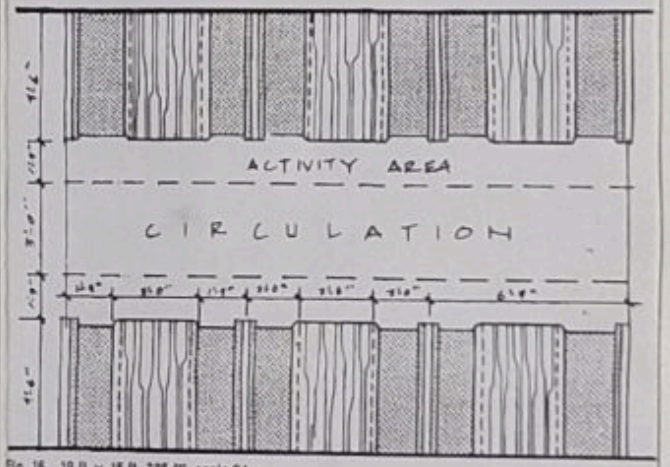

Fig. 16 19 ft × 15 ft, 285 ft², seats 24.

• ACTIVITY AREA / CIRCULATION

STANDARDS...

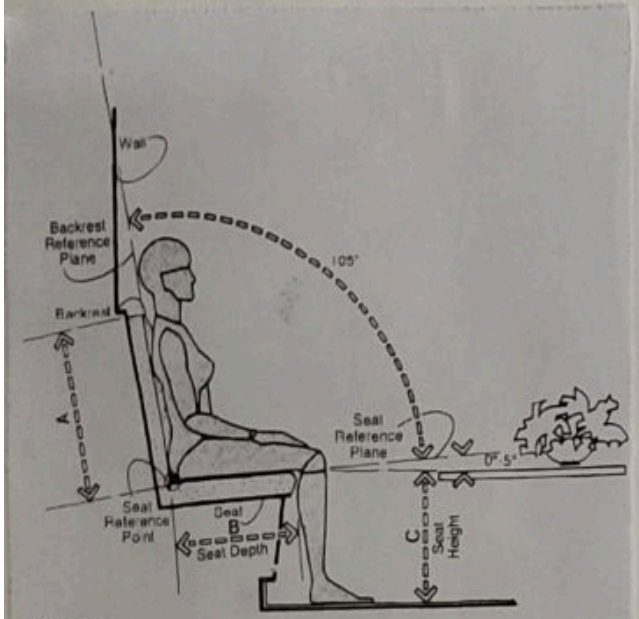

SECTION

Fig. 26 Banquette seating

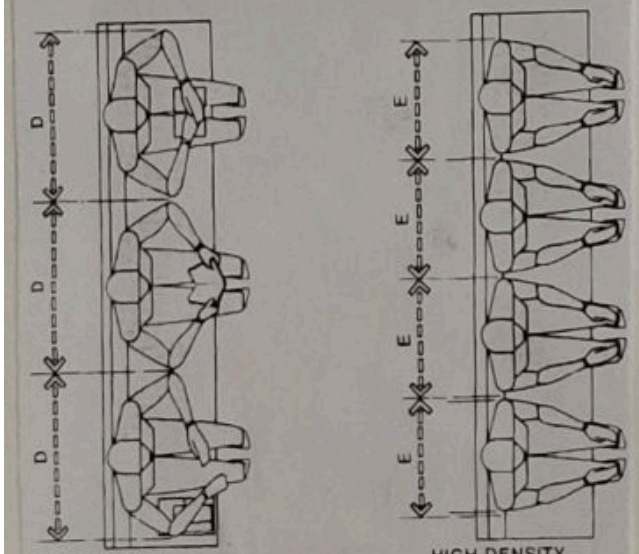

LOW DENSITY

HIGH DENSITY

Fig. 27 Banquette seating

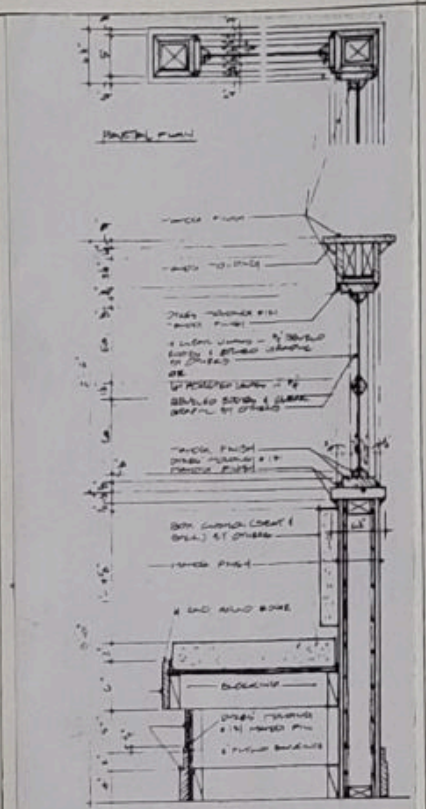

Fig. 28

• BANQUETTE/BENCH SETTING DETAILS

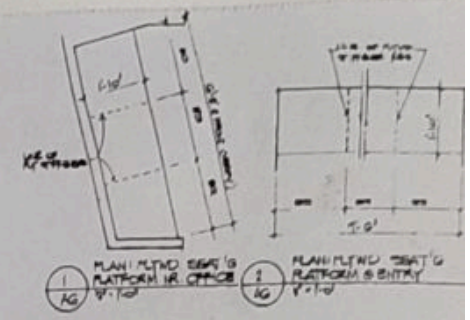

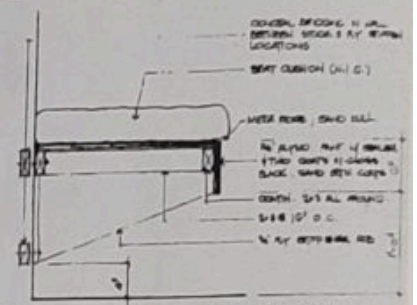

Fig. 29

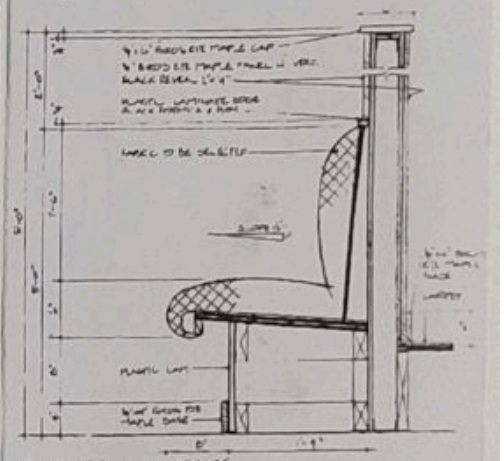

Fig. 30

• BANQUETTE/BENCH SETTING DETAILS

• BANQUETTE: DESIGN CRITERIA

MISCELLANEOUS COUNTER

STANDARDS

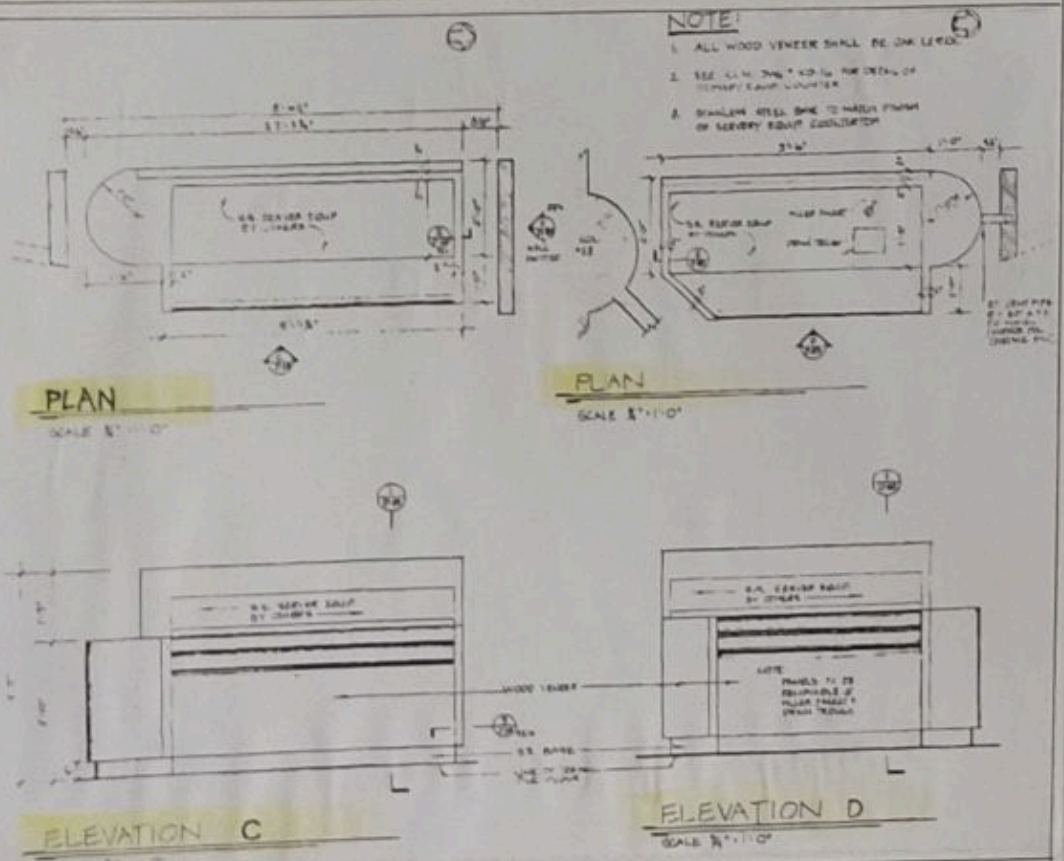

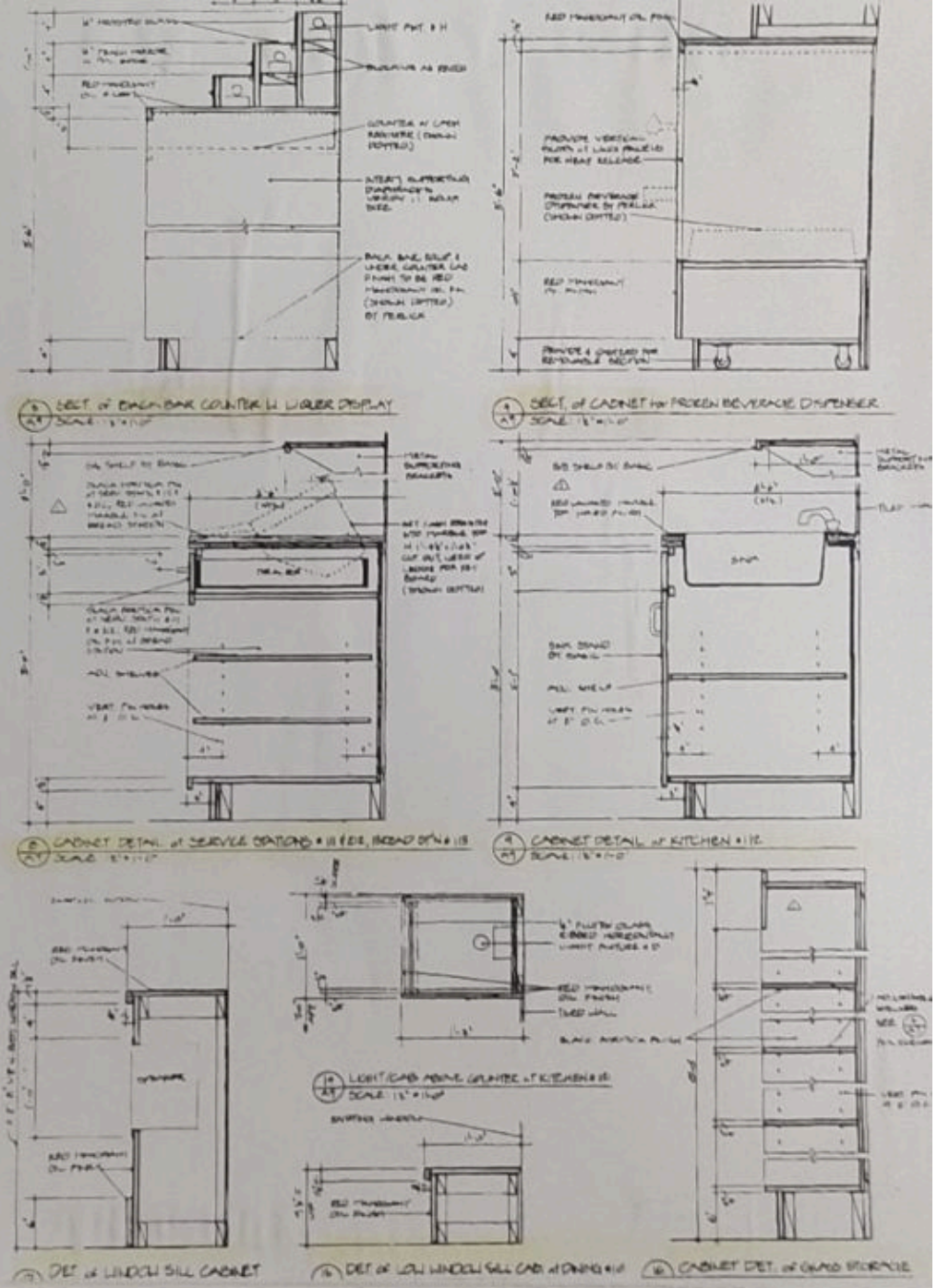

STANDARDS

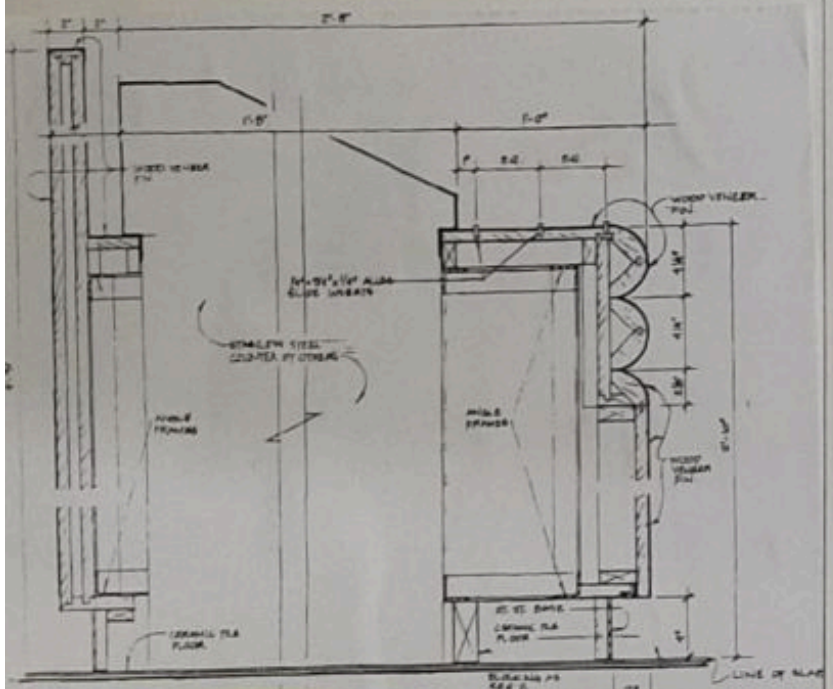

SECTION 1

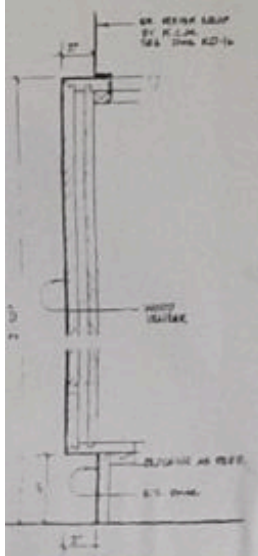

SECTION 2

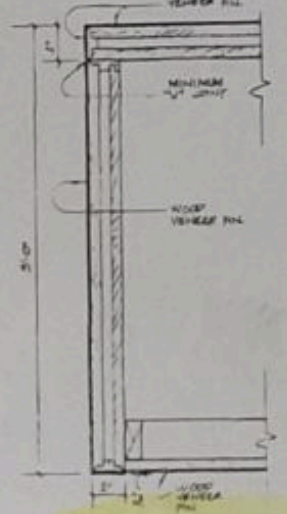

PLAN SECTION 3

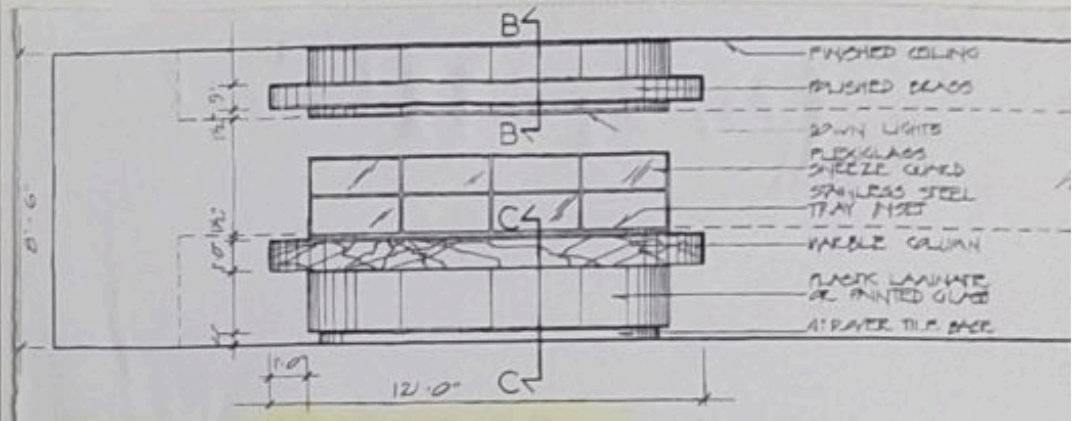

A ELEVATION OF SERVING ISLAND

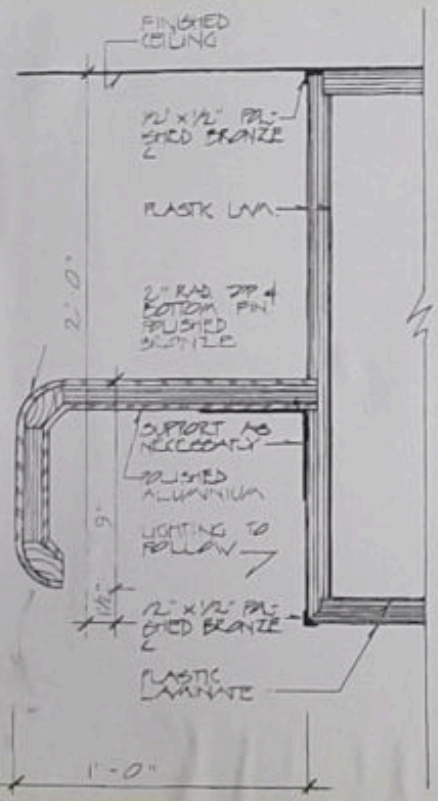

BB SECTION THRU HOOD

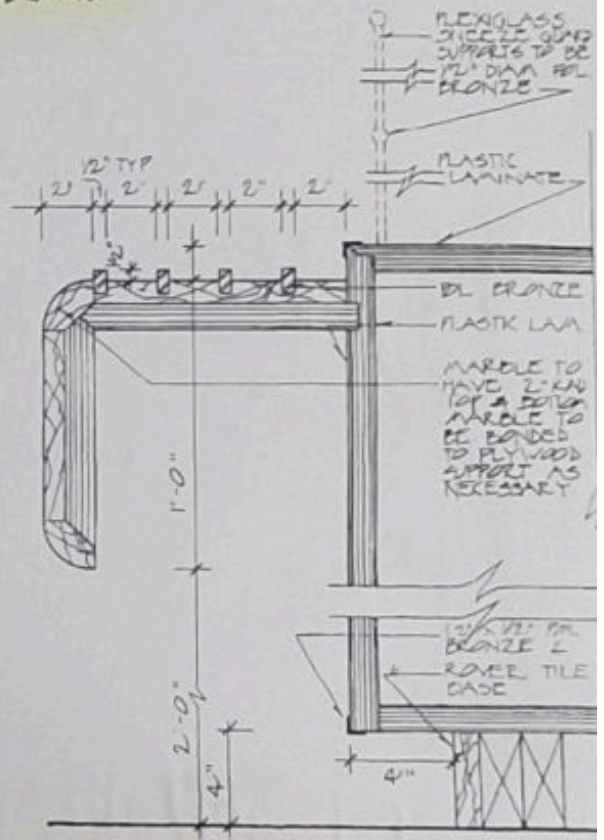

CC SECTION THRU SERVING COUNTER

STANDARDS

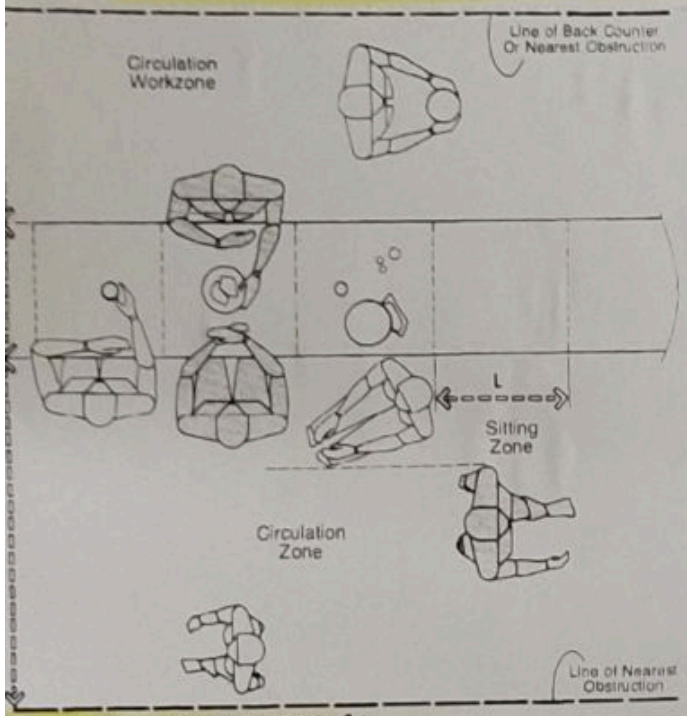

31 Lunch counter

DESIGN CRITERIA

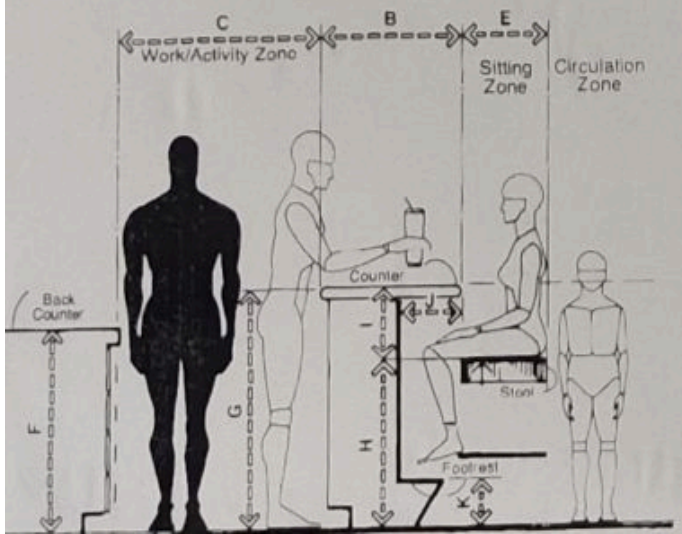

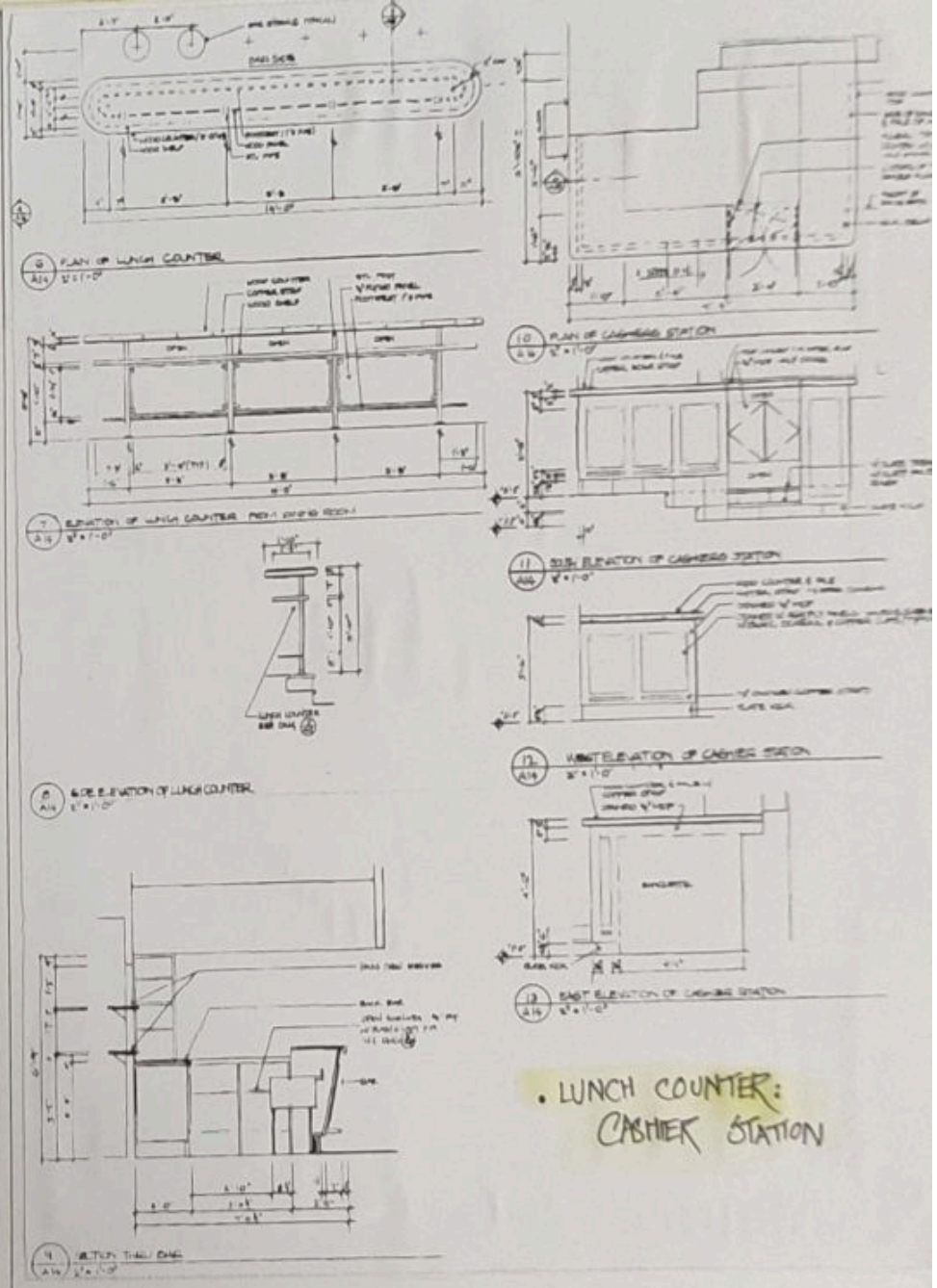

• LUNCH COUNTER: CASHIER STATION

STANDARDS

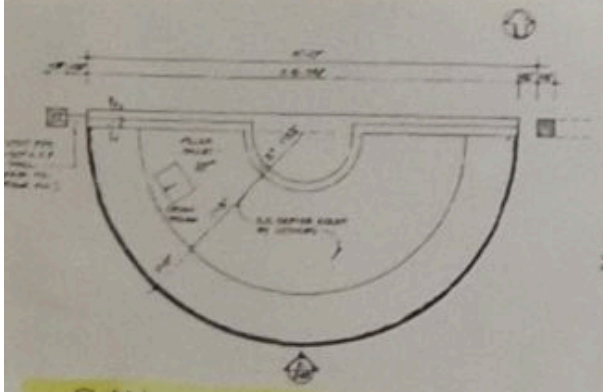

PLAN

SCALE 3/8" = 1'-0"

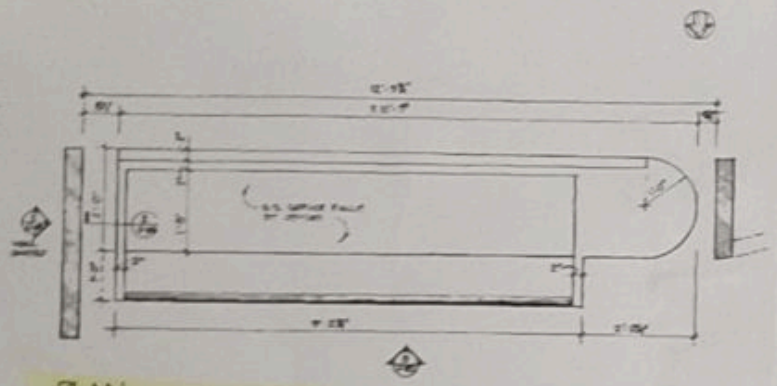

PLAN

SCALE 3/8" = 1'-0"

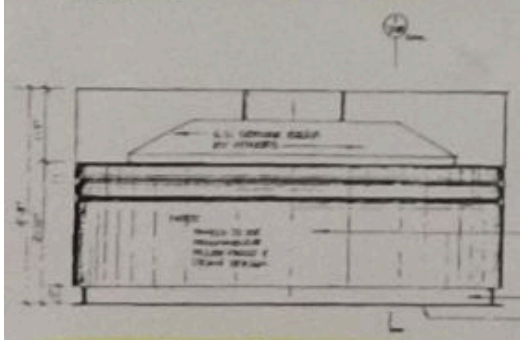

ELEVATION A

SCALE 3/8" = 1'-0"

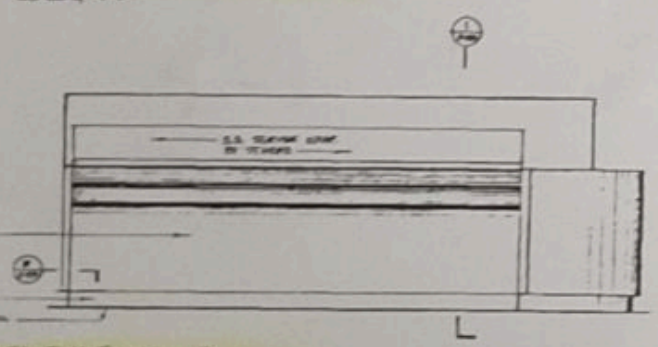

ELEVATION B

SCALE 3/8" = 1'-0"

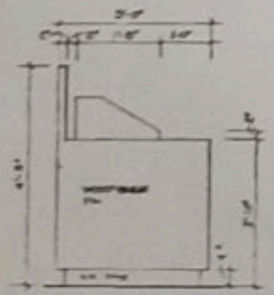

ELEVATION E

SCALE 3/8" = 1'-0"

- CAFETARIA: COUNTER PLANS, ELEVATIONS AND DETAILS

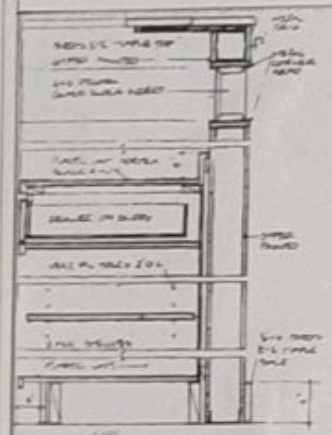

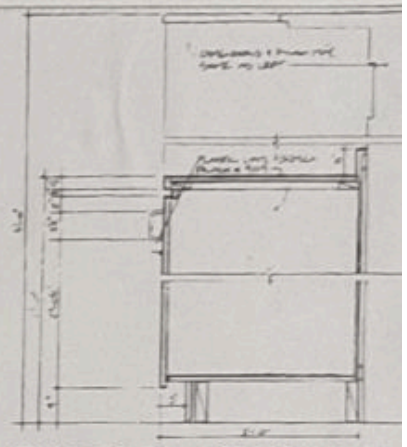

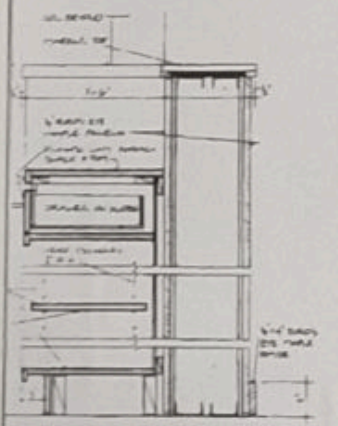

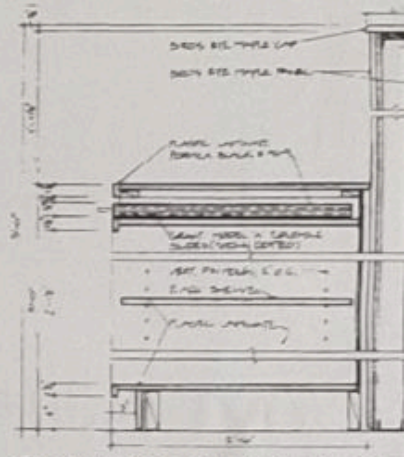

- HOST COUNTER DETAILS

WHEEL CHAIR

STANDARDS

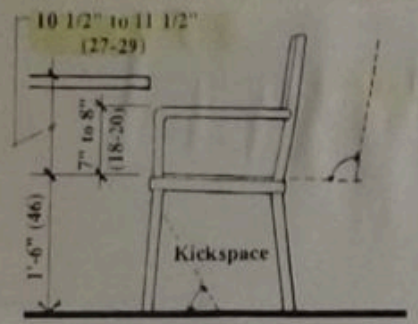

Fig. 22 Dining room chairs should have a seat 10½" to 11½" below the top of the table and armrests 7" to 8" above the seat. To coordinate with an accessible table, the seat height should be 18". Numbers in parentheses are dimensions in centimeters.

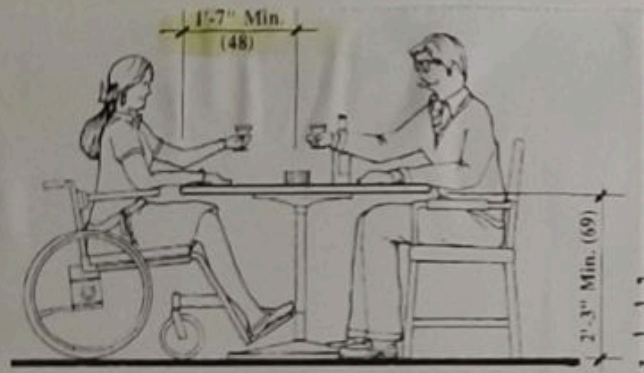

Fig. 23 Accessible tables should provide kneespace at least a 2'-3" high by 2'-6" wide with 1'-7" of footroom. To increase the kneespace height, a raised portable leaf can be provided. (See Fig. 24.) Numbers in parentheses are dimensions in centimeters.

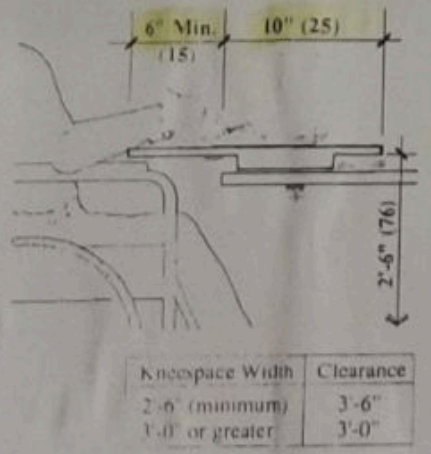

Fig. 24 A portable raised leaf can be provided for accessible tables to accommodate customers in wheelchairs with high armrests. Numbers in parentheses are dimensions in centimeters.

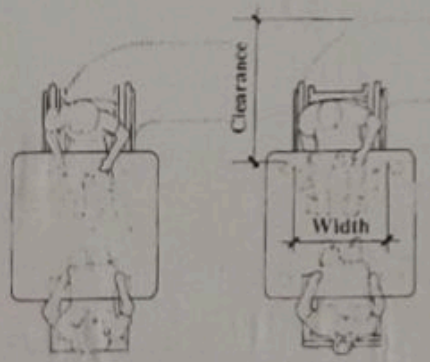

Fig. 25 The necessary maneuvering room required to access a kneespace depends on its width.

• WHEELCHAIR ACCESSIBILITY

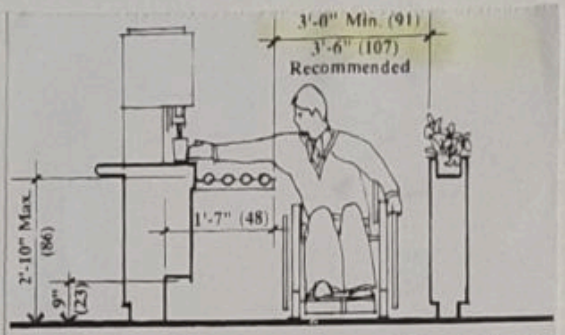

Fig. 34 Cafeteria lines should be wide enough to accommodate guests in wheelchairs. Food and beverages should be within a convenient vertical and horizontal reach. Numbers in parentheses are dimensions in centimeters.

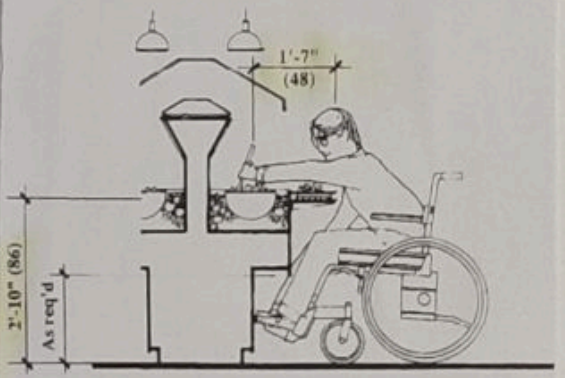

Fig. 35 A plate slide is recommended at salad bars and a kneespace at the counter. A mirrored surface above the bar is a further aid to guests in wheelchairs. Numbers in parentheses are dimensions in centimeters.

CAFETARIA SERVERY COUNTER

STANDARDS

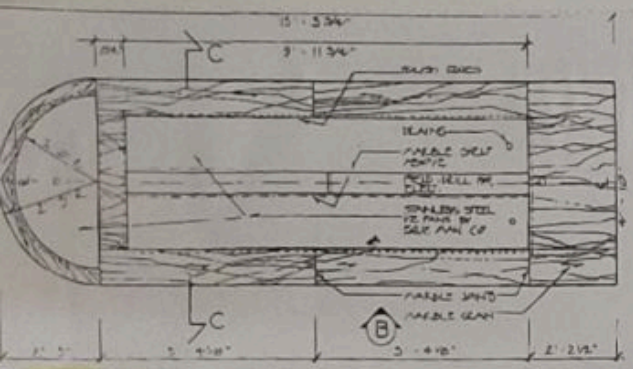

A PLAN AT MARBLE COUNTER

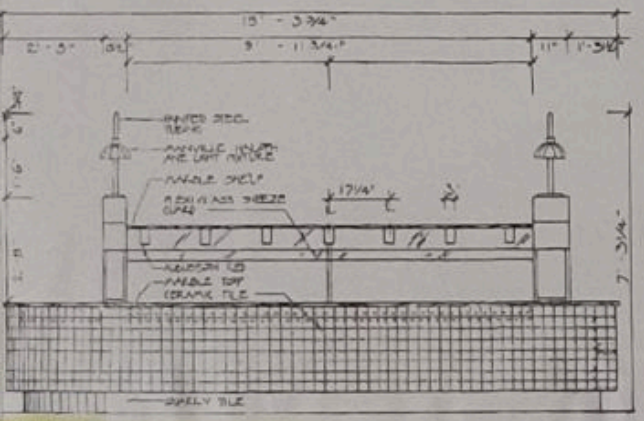

B ELEVATION

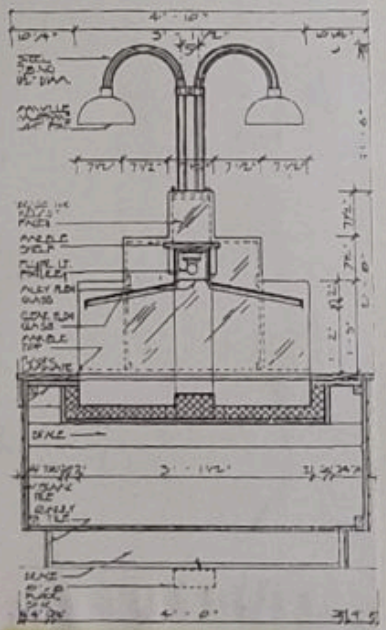

CC SECTION



A ELEVATION OF TYPICAL 'ROTARY SERVING' UNIT

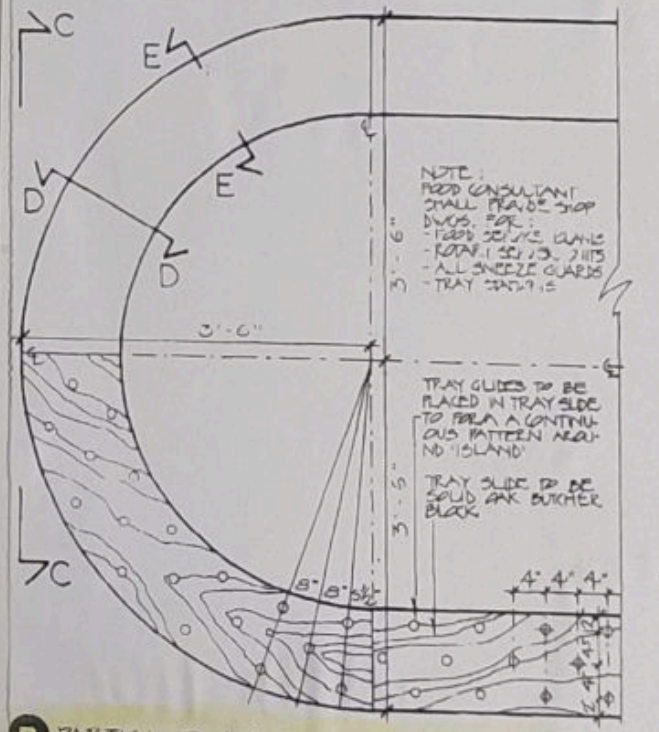

B PARTIAL PLAN OF TYPICAL 'ISLAND'

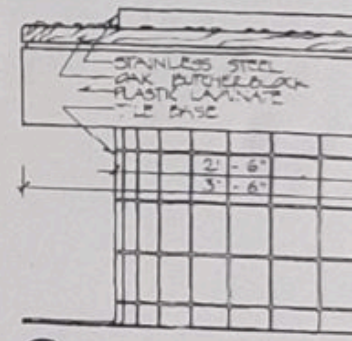

C PARTIAL ELEVATIO

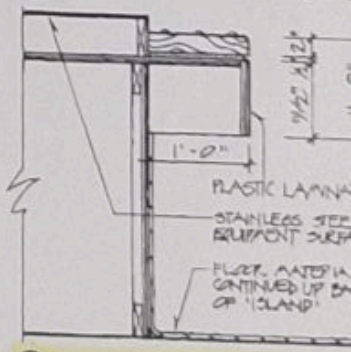

DD SECTION OF TRAY SL

RECEPTION

STANDARDS

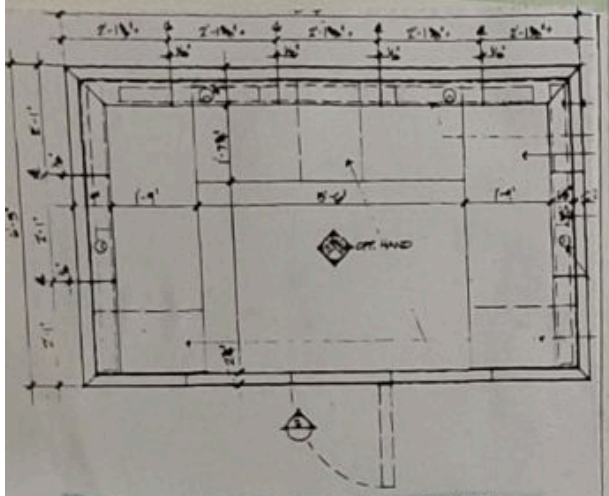

PLAN - RECEPTION DESK (4 REQUIRED)
SCALE: 1/4" = 1'-0"

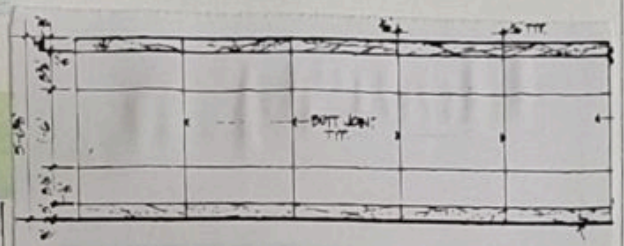

ELEVATION - RECEPTION DESK
SCALE: 1/4" = 1'-0"

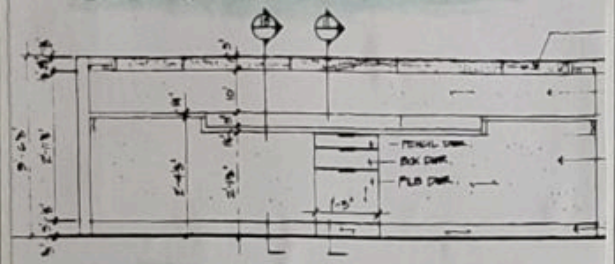

ELEVATION - RECEPTION DESK (LOW WORK SURFACE)
SCALE: 1/4" = 1'-0"

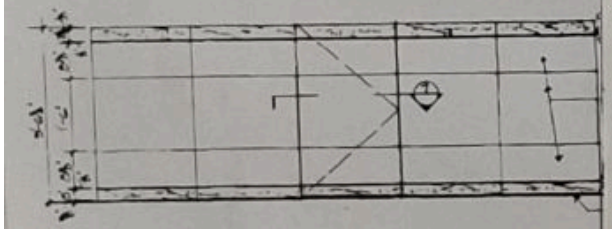

ELEVATION - RECEPTION DESK
SCALE: 1/4" = 1'-0"

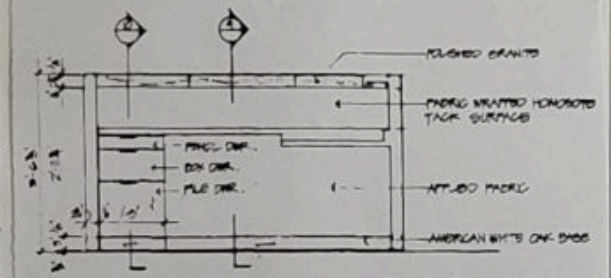

ELEVATION - RECEPTION DESK (WORK SURFACE)
SCALE: 1/4" = 1'-0"

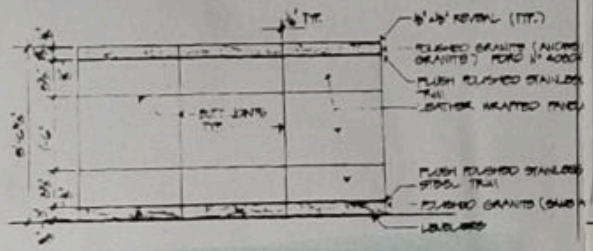

ELEVATION - RECEPTION DESK
SCALE: 1/4" = 1'-0"

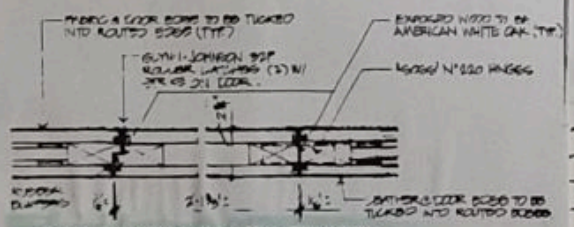

"A" SECTION 3 RECEPTION DESK DOOR
SCALE: 3" = 1'-0"

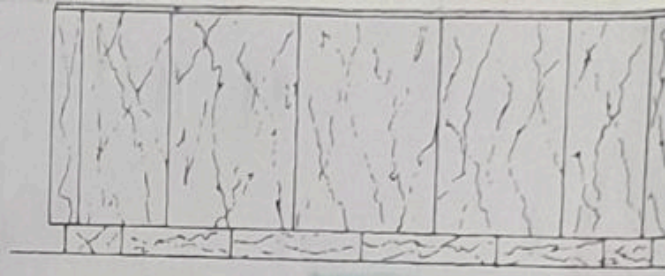

ELEVATION

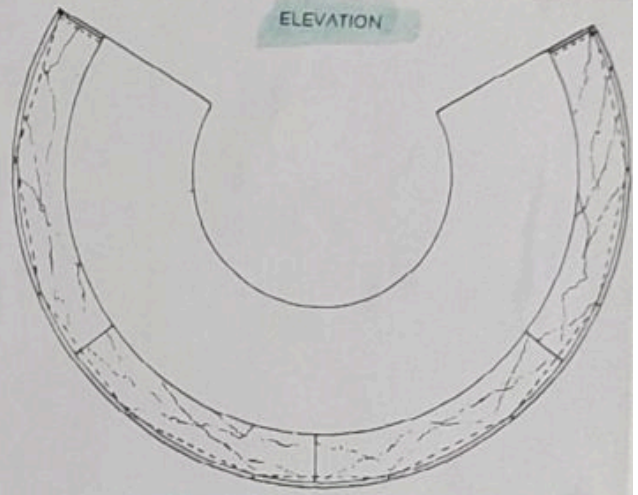

PLAN RECEPTION DESK

1/4" = 1'-0"

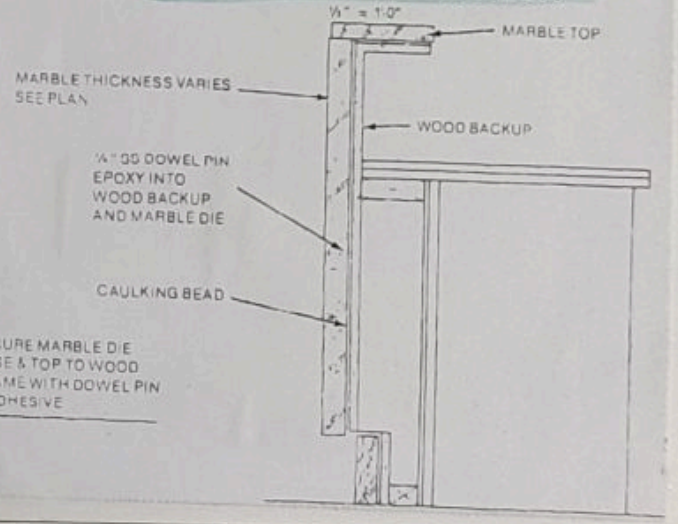

BAR

STANDARDS

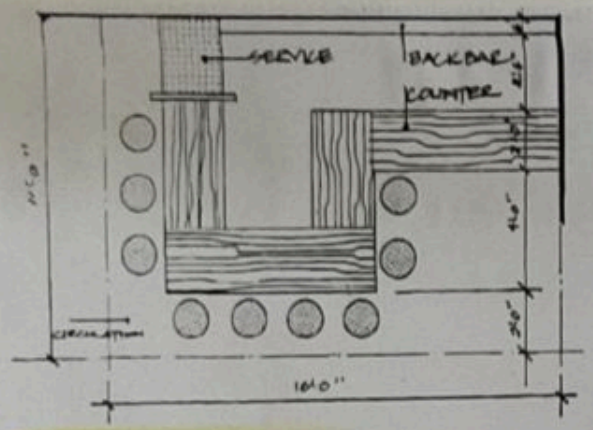

Fig. 4 U shape: 16 ft × 11 ft, 176 ft², seats 9.

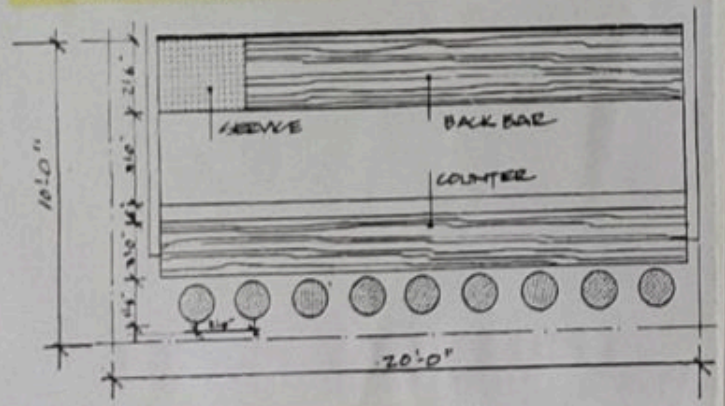

Fig. 5 Straight enclosed: 20 ft × 10 ft, 200 ft², seats 9.

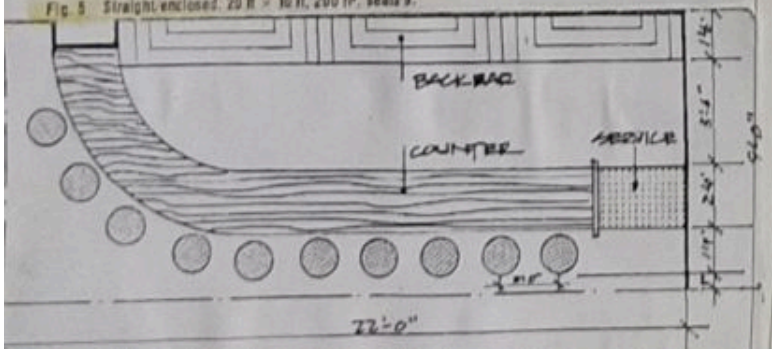

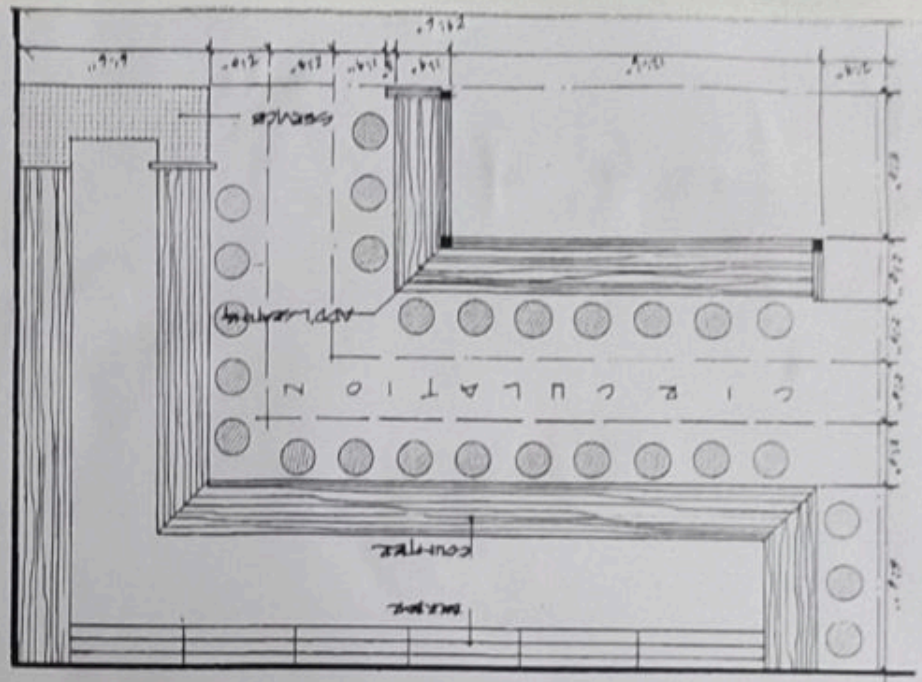

OCTAGON

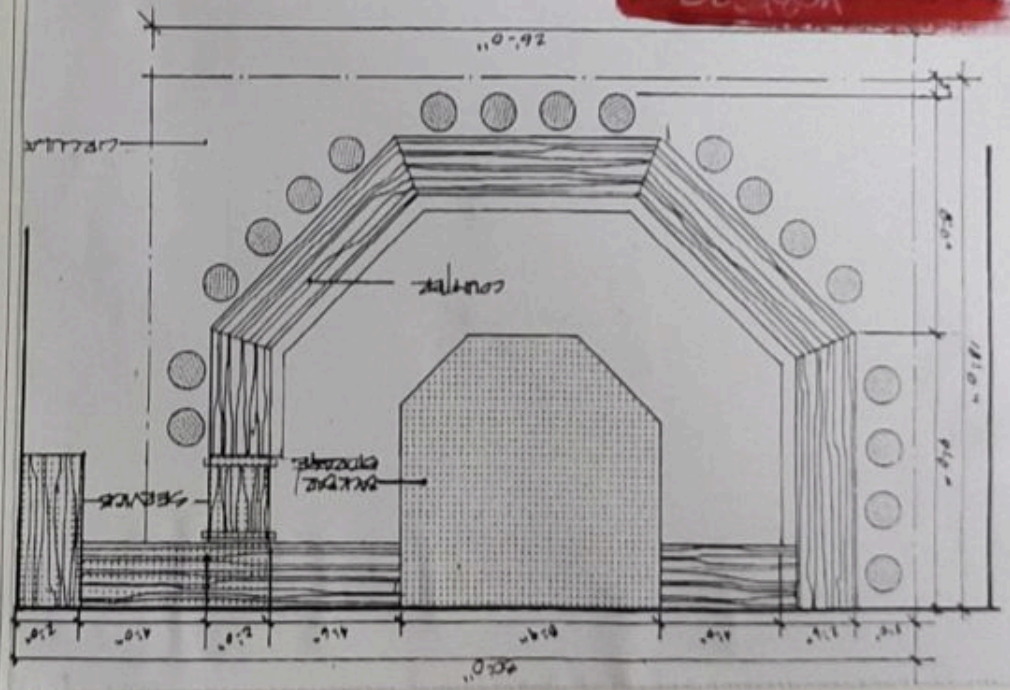

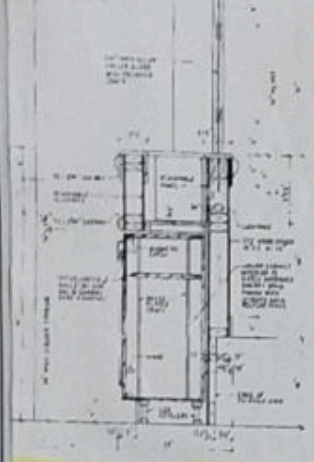

VERTICAL SECTION
LIQUOR STORAGE UNIT

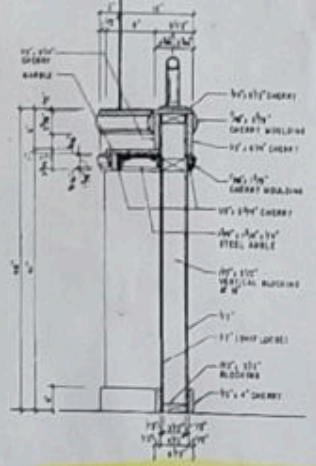

VERTICAL SECTION-
DRINK RAIL

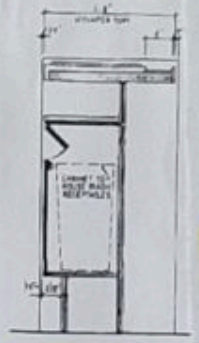

SECTION-
PICK UP STATION

STANDARDS

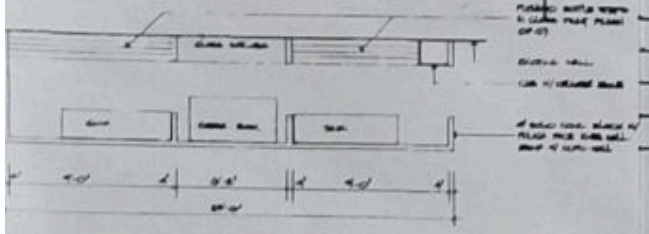

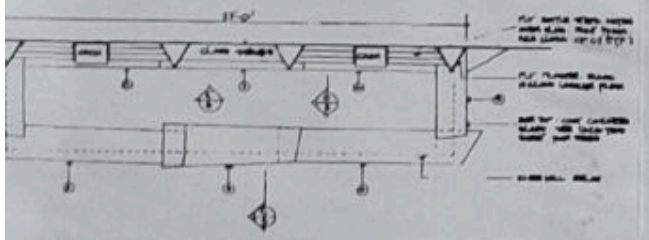

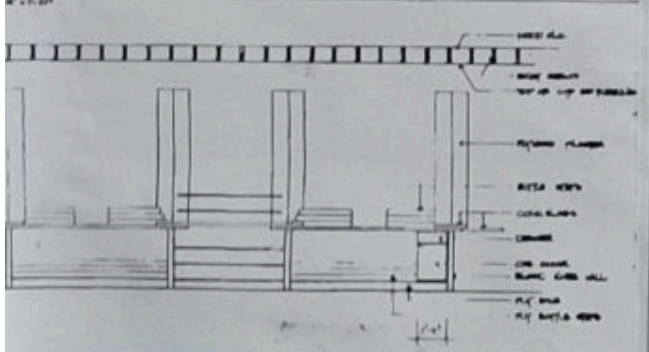

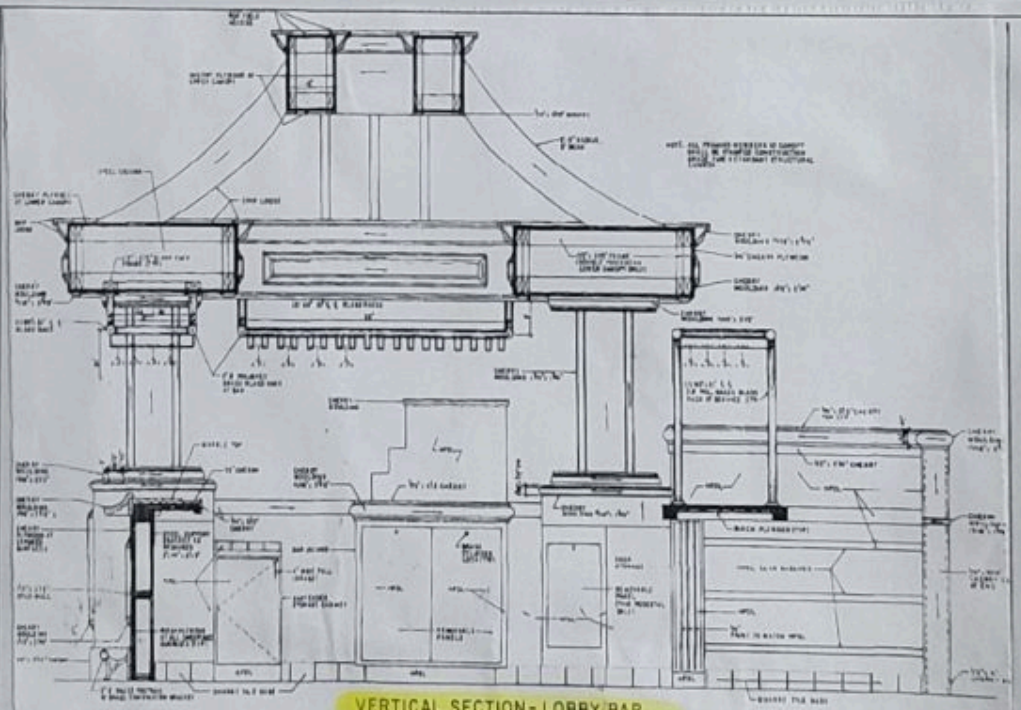

VERTICAL SECTION- LOBBY BAR

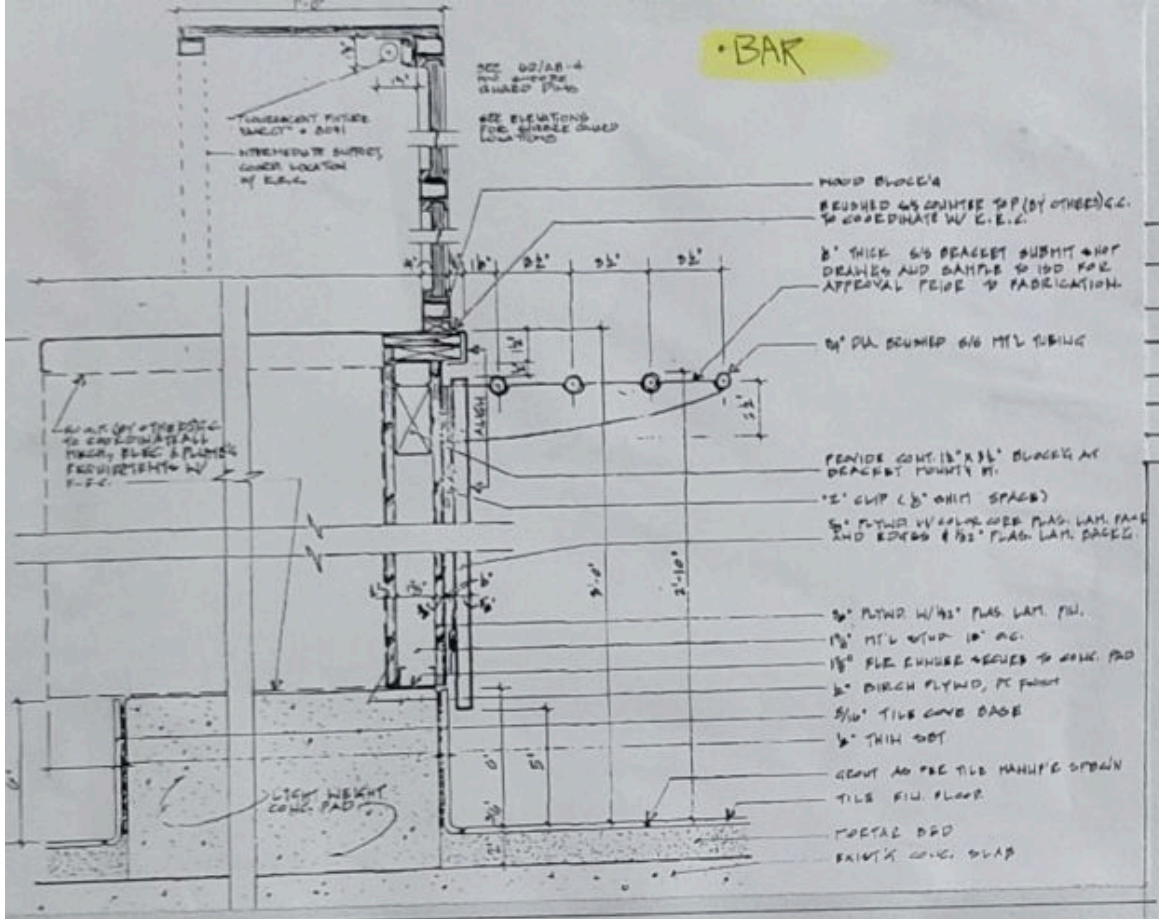
• BAR
HOOD BLOCK'G
BRUSHED G/S COUNTER TOP (BY OTHERS) C.C. TO COORDINATE W/ E.E.C.
8" THICK G/S BRACKET SUBMIT SHOP DRAWINGS AND SAMPLE TO ISD FOR APPROVAL PRIOR TO FABRICATION.
3/4" DIA. BRUSHED G/S MT'L TUBING
PROVIDE CONT. 1 1/2" X 3 1/2" BLOCKING AT BRACKET MOUNTING PT.
"Z" CLIP (1/8" SHIM SPACER)
3/4" PLYWD. W/ 1/32" PLAS. LAM. FACE AND EDGES & 1/32" PLAS. LAM. BACKS.
3/4" PLYWD. W/ 1/32" PLAS. LAM. FIN.
1 1/2" MT'L STUD 16" O.C.
1 1/2" FLR. FURRING SECURED TO CONC. PAD
1/2" BIRCH PLYWD. PT FOUNT
5/16" TILE COVE BASE
1/4" THIN SET
GROUT AS PER TILE MANUF'S STD'N
TILE FIN. FLOOR
MORTAR BED
EXIST'G CONC. SLAB
LOW HEIGHT CONC. PAD
STANDARDS

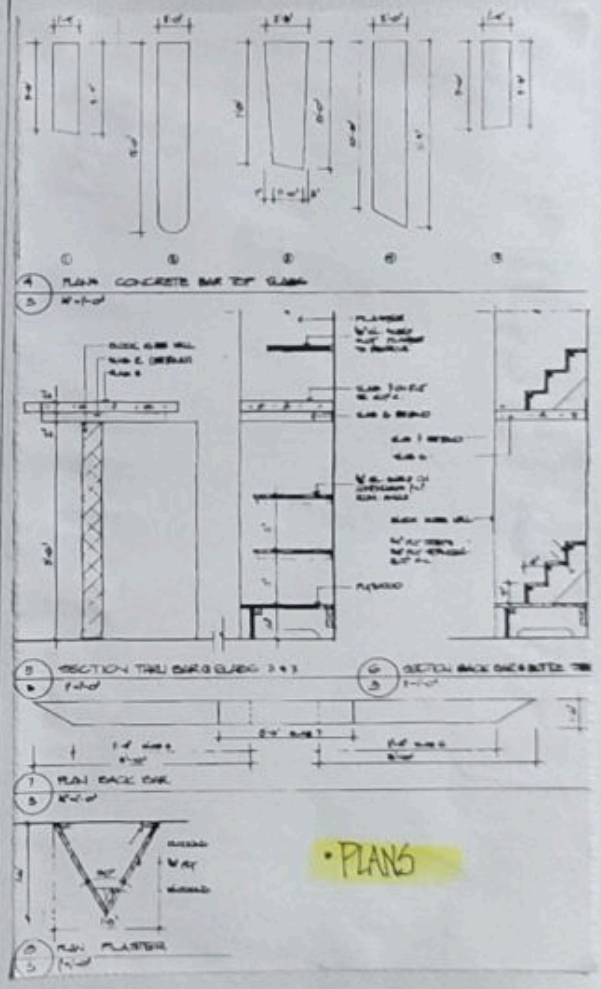
PLAN CONCRETE BAR TOP
SECTION THRU BAR & GLASS
SECTION BACK BAR & BATTER
PLAN BACK BAR
PLAN PLASTER
• PLANS

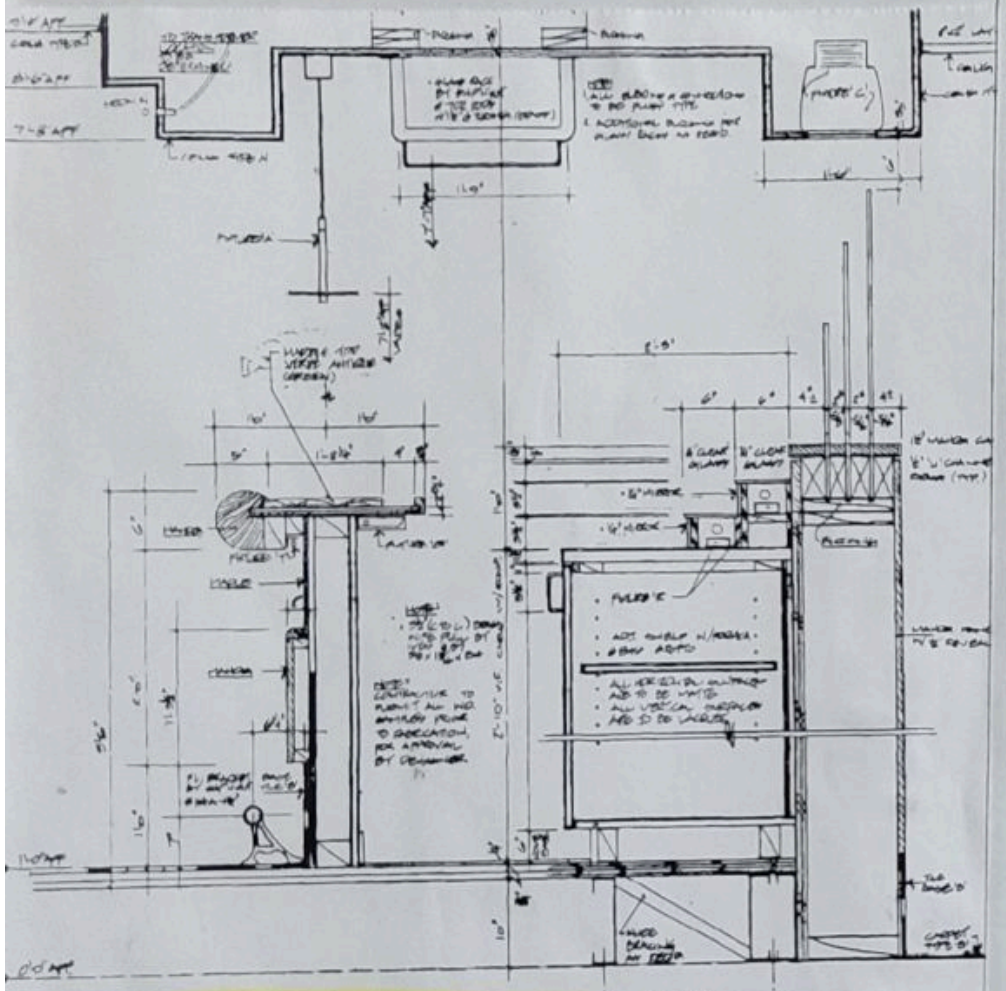

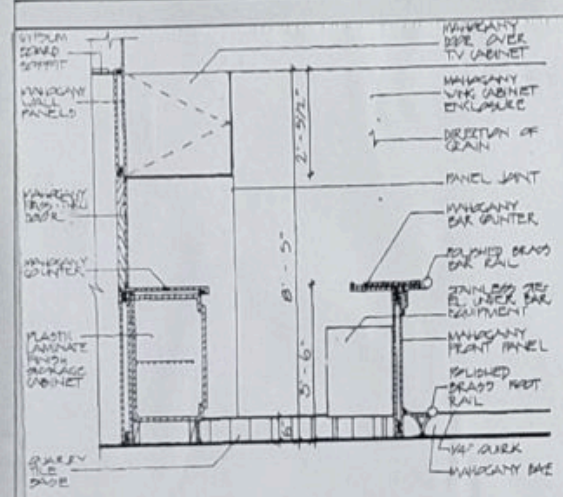

DD SECTION

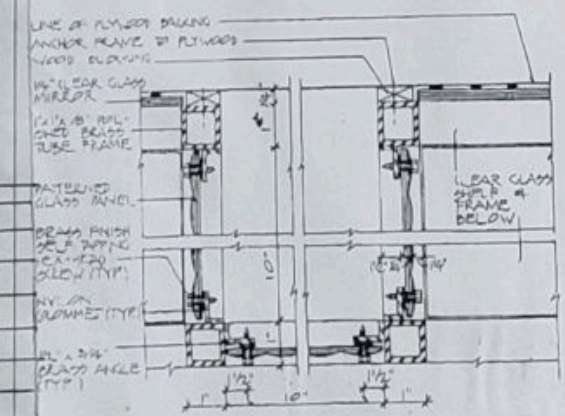

FF SECTION

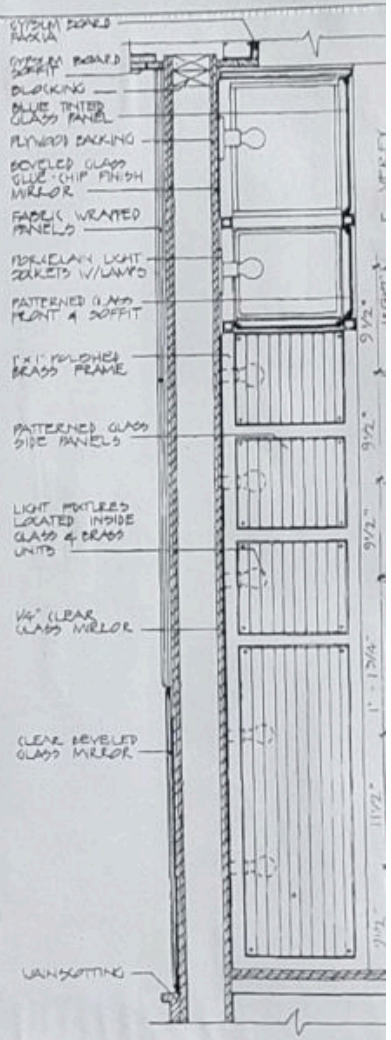

EE SECTION

STANDARDS

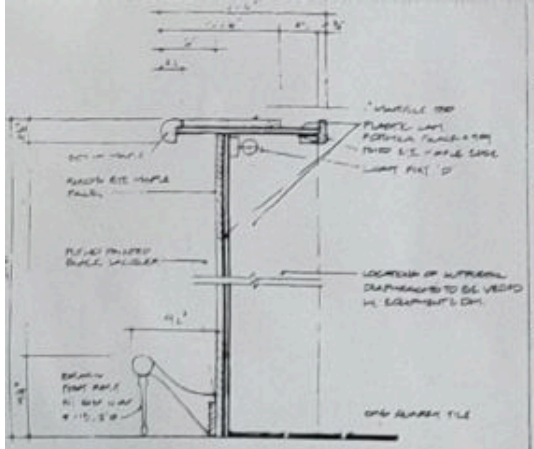

DETAIL OF BAR COUNTER

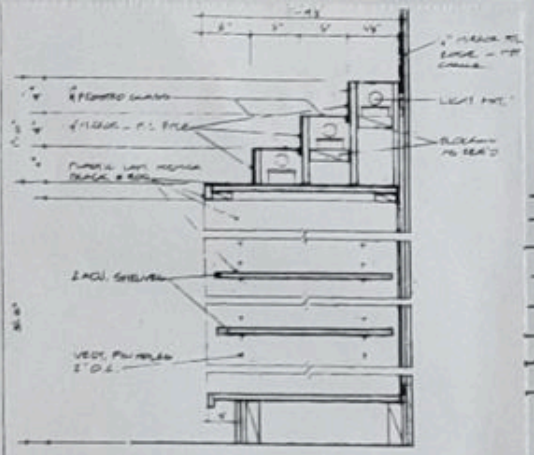

DETAIL OF BACK BAR COUNTER

Fig. 34

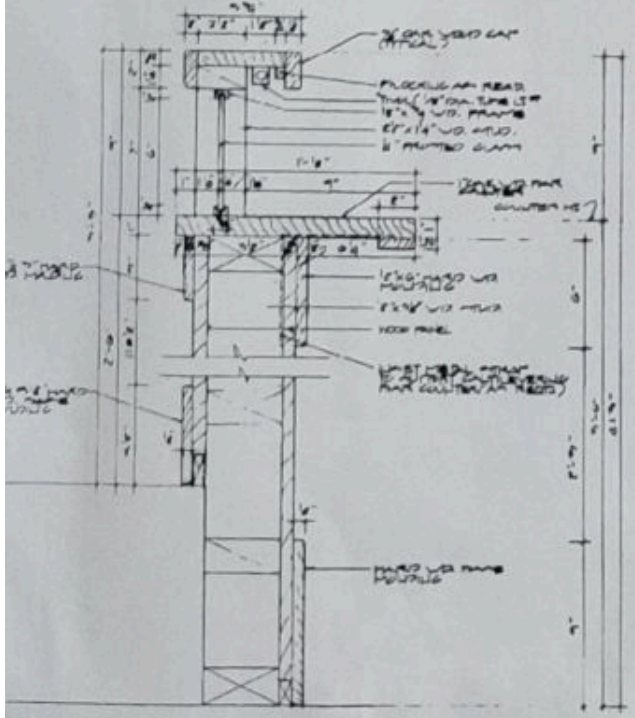

DETAIL SECTION THRU BAR COUNTER & RAISED FLOOR

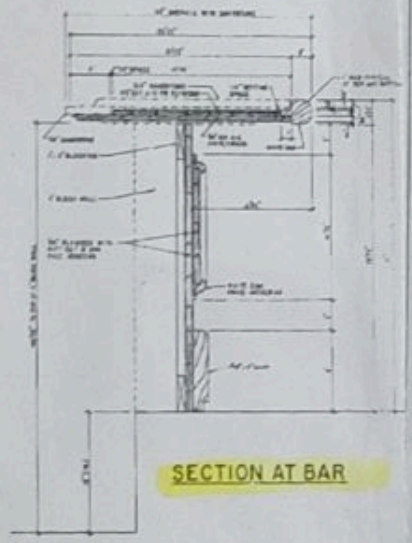

SECTION AT BAR

Fig. 36

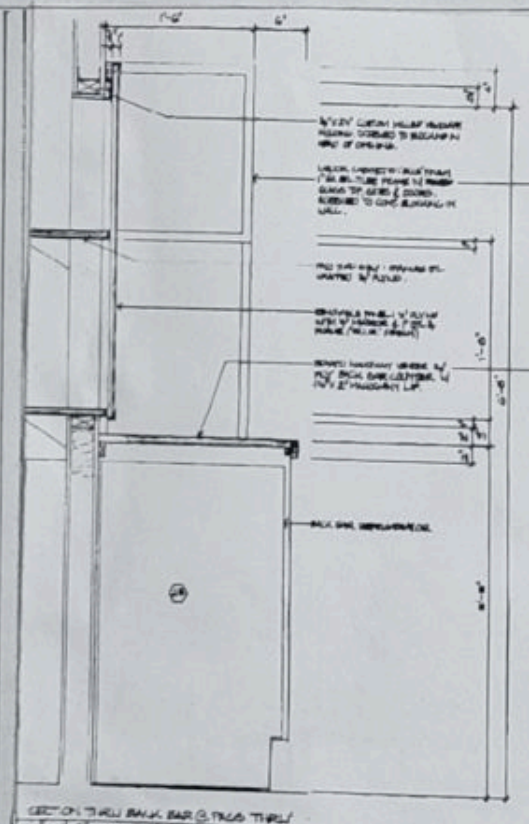

SECTION THRU BACK BAR @ TABLE THRU

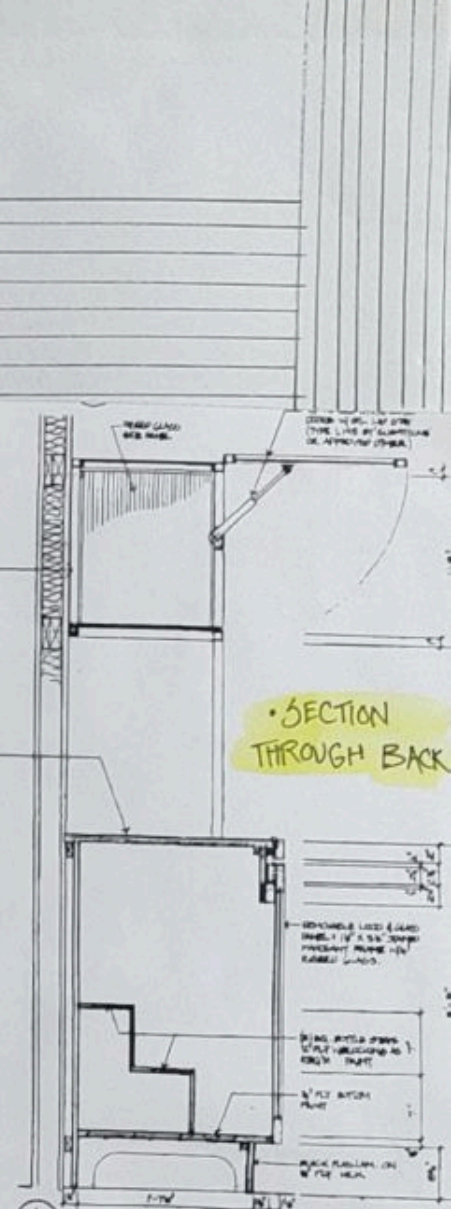

SECTION THRU BACK BAR @ BOTTLE STEPS

• SECTION THROUGH BACK

STANDARDS

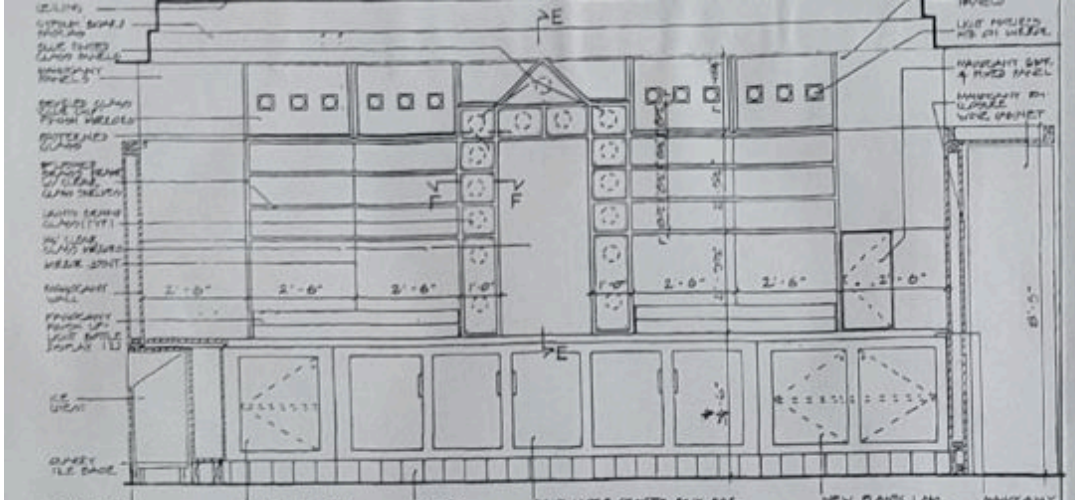

B ELEVATION

STANDARDS

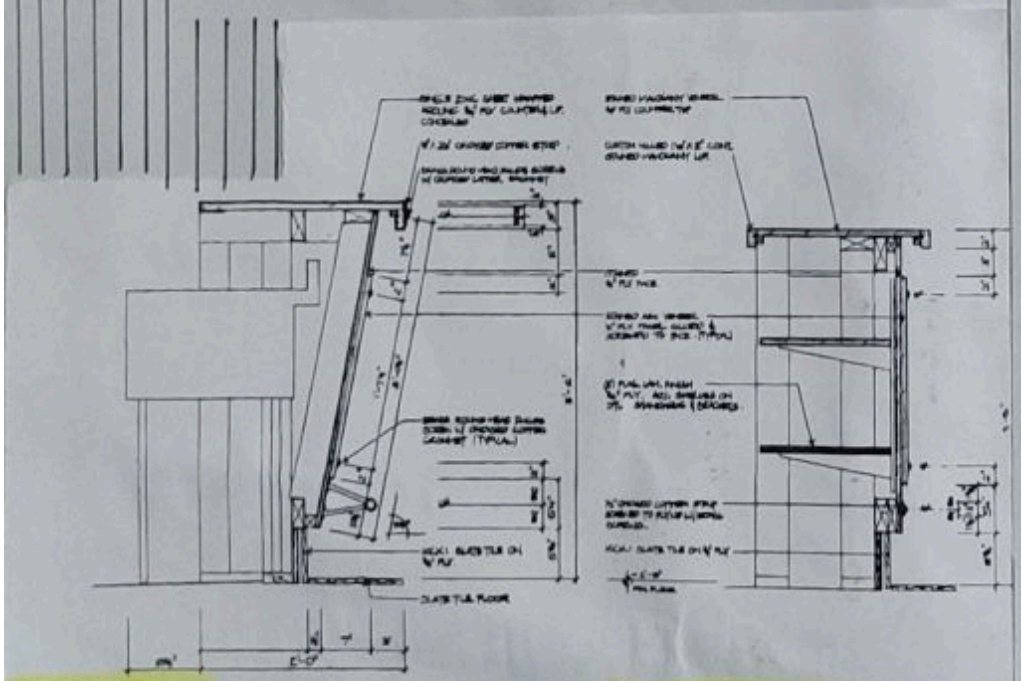

1 SECTION @ FRONT BAR

2 DETAIL OF BAR THRU NORTH SIDE

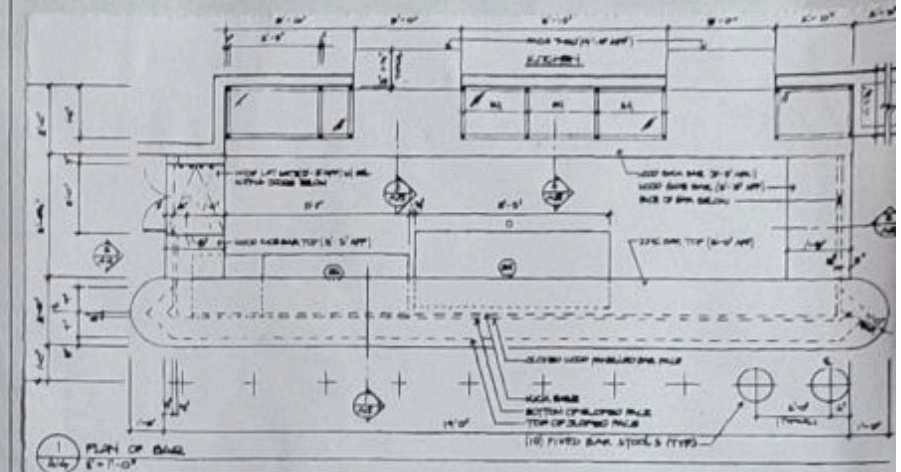

1 PLAN OF BAR

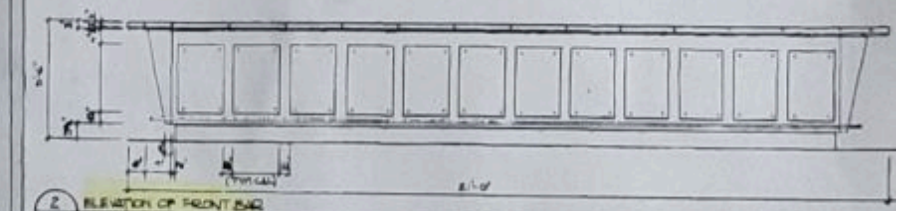

2 ELEVATION OF FRONT BAR

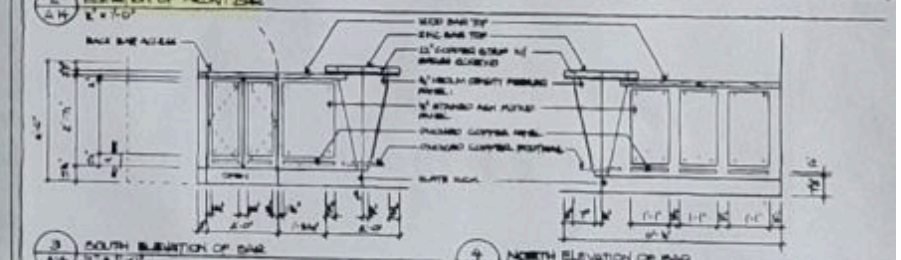

3 SOUTH ELEVATION OF BAR

4 NORTH ELEVATION OF BAR

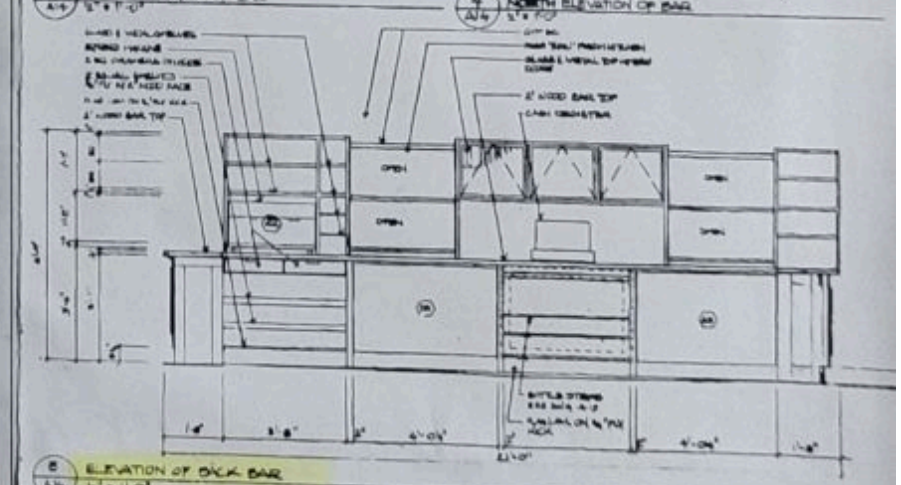

8 ELEVATION OF BACK BAR

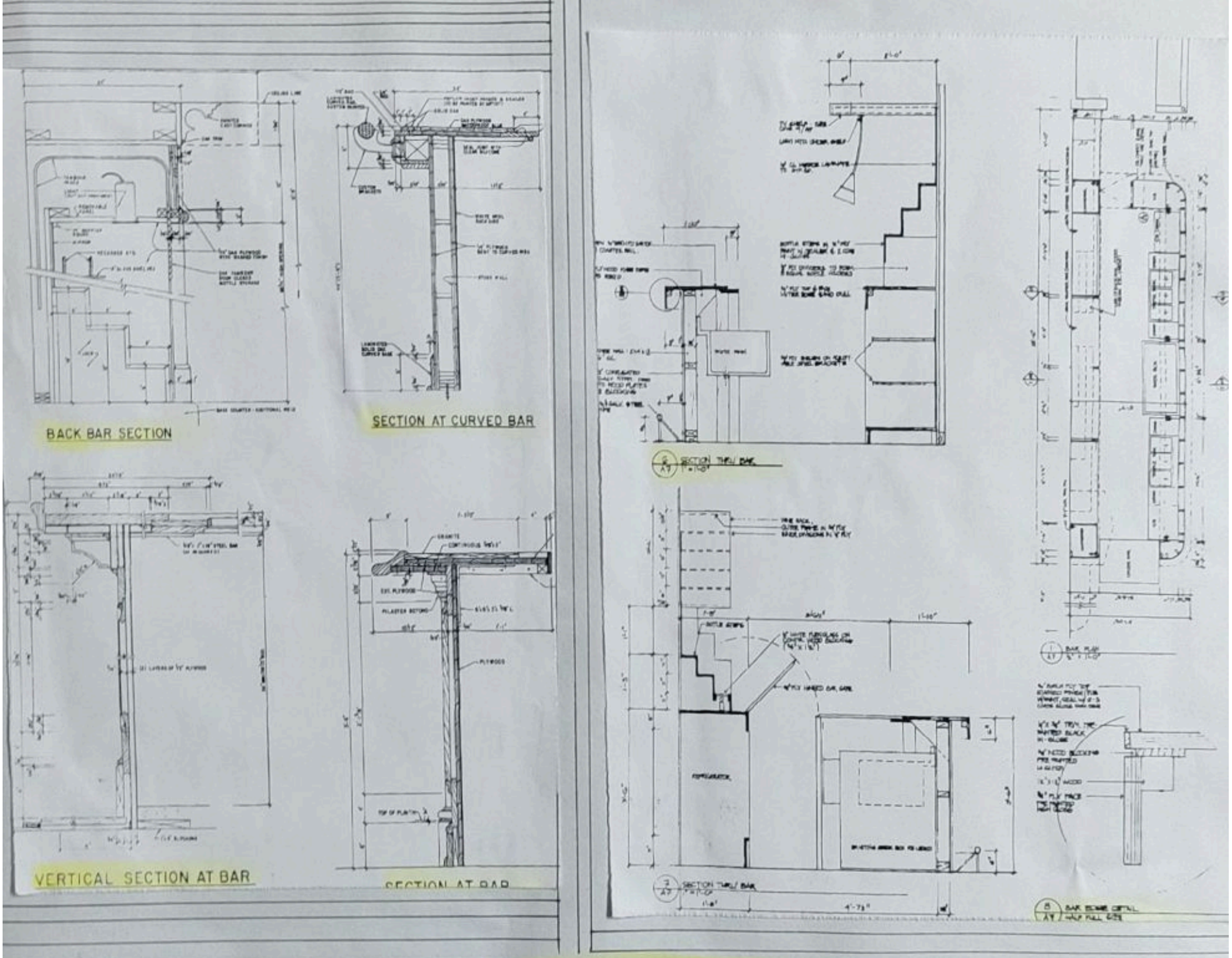
BACK BAR SECTION
SECTION AT CURVED BAR
VERTICAL SECTION AT BAR
SECTION AT BAR

STANDARDS

STANDARDS

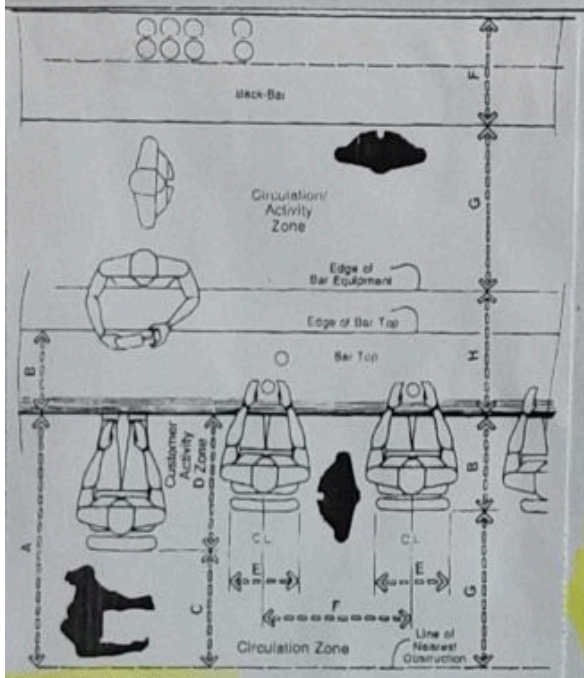

BAR AND BACK-BAR

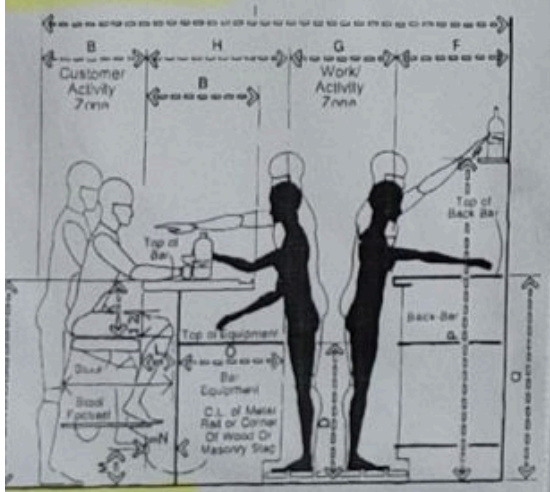

AR / SECTION

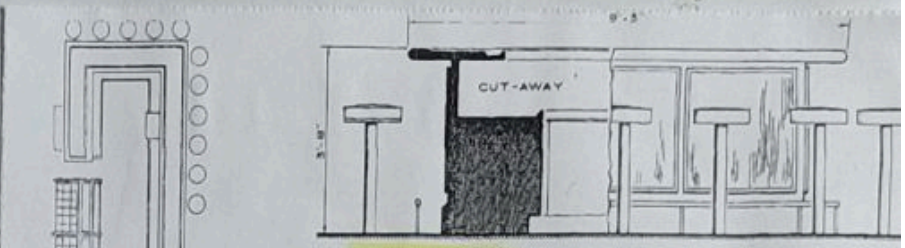

END VIEW

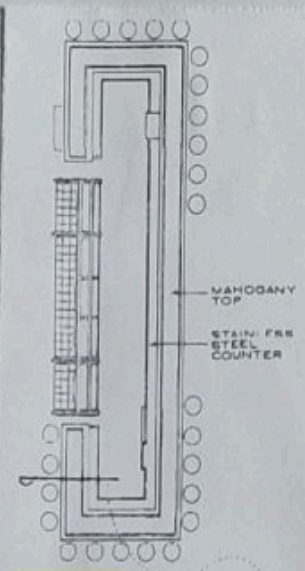

PLAN

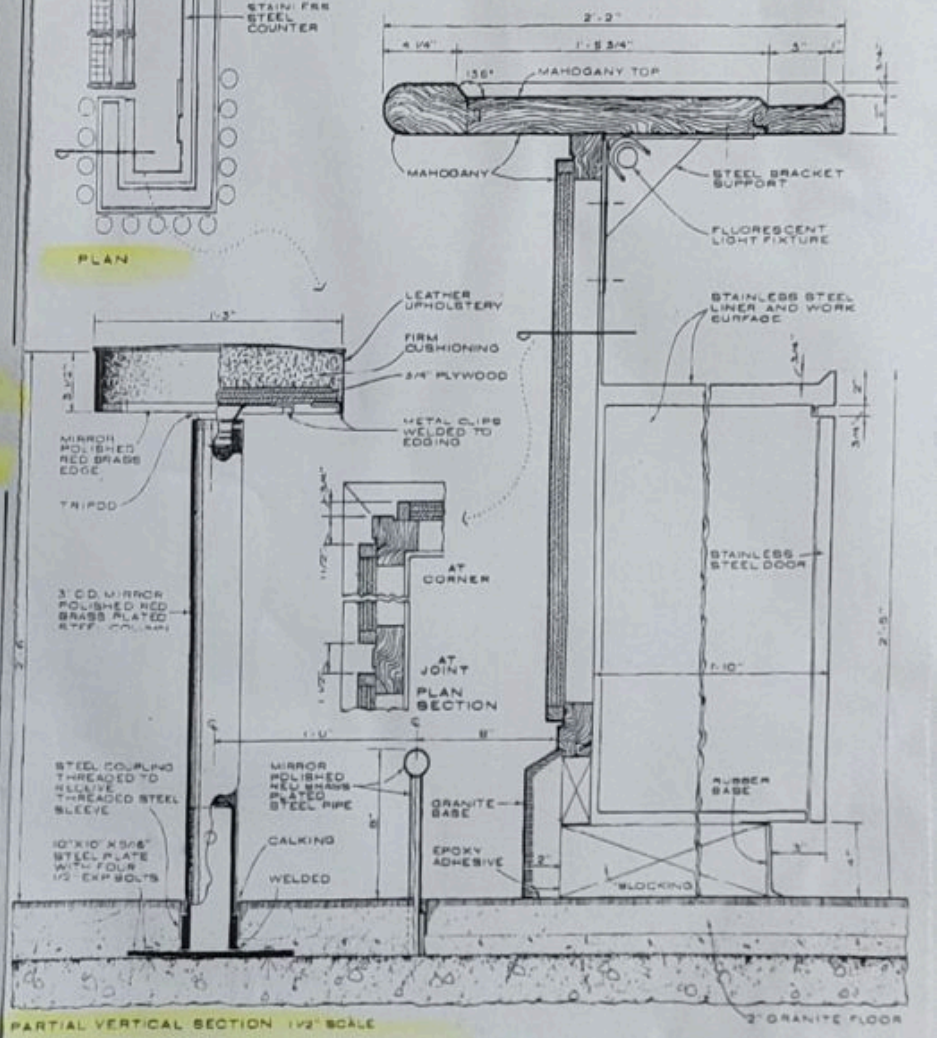

PARTIAL VERTICAL SECTION 1 1/2" SCALE

Fig. 25

STANDARDS

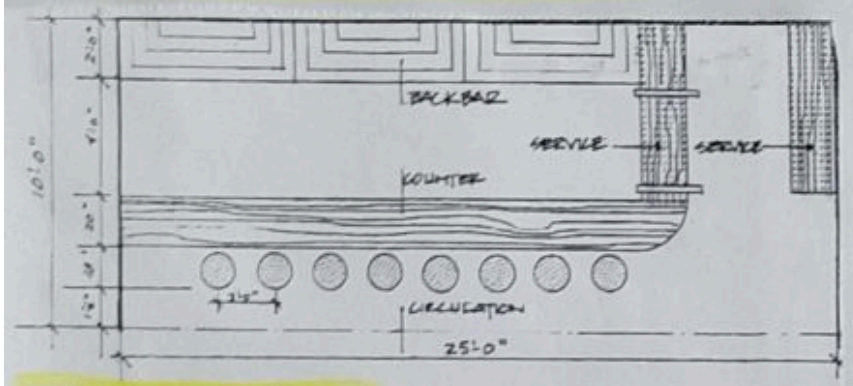

Fig. 6 Straight bar: 25 ft × 10 ft, 250 ft², seats 8.

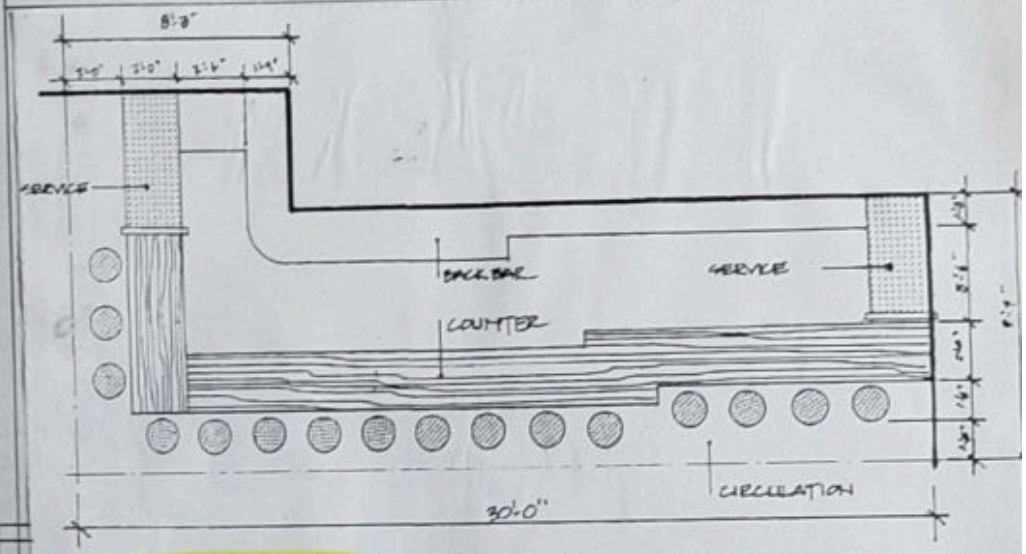

Fig. 9 L shape: 30 ft × 13 ft, 390 ft², seats 15.

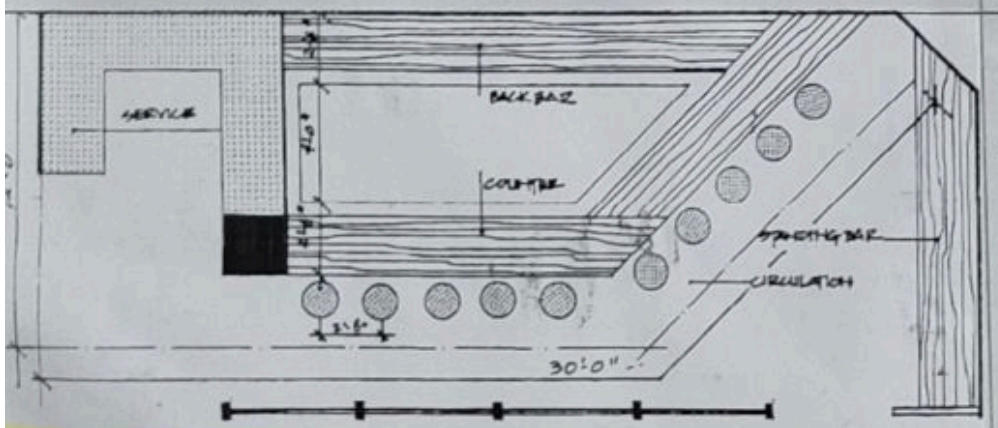

Fig. 7 Angular: 30 ft × 12 ft, 320 ft², seats 10.

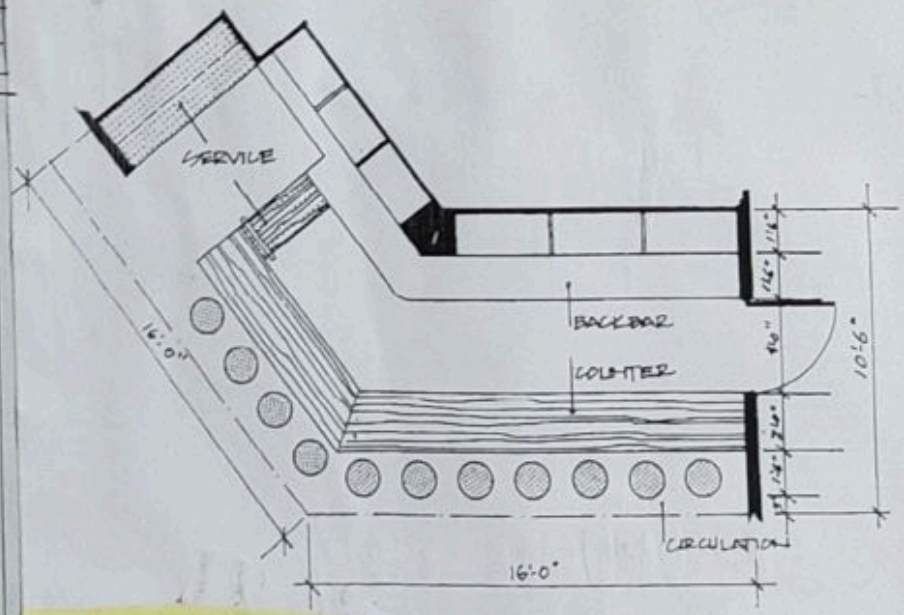

Fig. 10 Angular: 16 ft × 16 ft, 256 ft², seats 11.

cardboard

PROJECT: CARDBOARD
DESIGNED BY: NUDES / BY NURU KAR

MATERIAL USED: CARDBOARD

LOCATION: MUMBAI

CAFE : TYPE

YEAR : 2019

• INDIAN ARCHITECTURE STUDIO 'NUDES' HAS BUILT AN ENTIRE CAFE IN MUMBAI USING CARDBOARD TO PROVE ITS VERSATILITY AS AN ENVIRON-MENTALLY FRIENDLY MATERIAL.



• EVERYTHING APART FROM CARDBOARD'S CORE, SHELL AND SERVICES IN THE CAFE HAS BEEN MADE FROM CARDBOARD. WALLS, CHAIRS AND EVEN LAMPSHADES HAVE ALL BEEN SCULPTED FROM PIECES

• THE CURVING AND FLUTED SHAPES OF THE FURNISHINGS ARE FORMED BY MULTIPLE LAYERS OF CARDBOARD PRECISION CUT TO PRODUCE THE DESIRED SHAPE.

• THE CAFE TOOK APPROXIMATELY NINE MONTHS TO COMPLETE, INCLUDING THREE MONTHS OF INTENSIVE RESEARCH AND DEVELOPMENT.

• TIME IS MONEY AND THE PRESSURE WAS ON US, TO DELIVER IN TIMELY FASHION NOT ONLY A RADICAL AREA/ IDEA, BUT ALSO A WORKING SELF SUSTAINING SOLUTION," SAYS KARIN.

NOW, HOW MUCH CARDBOARD DID THEY USE IN THE 152 SQUARE METER?

→ "CORRUGATED CARDBOARD WAS SOURCED BY JAYNA PACKAGING - AND APPROXIMATELY 20,000 SQUARE FEET OF THE CARDBOARD OF VARIOUS THICKNESS WAS USED.

PRODUCTS, LIGHT, FIXTURES, BRANDING, PANELLING, MIRROR FRAMES, SIGNAGES, FURNITURE, ACCESSORIES AND EVEN STRUCTURAL SKIN WERE FABRICATED FROM IT.

• THE FUN PART IS THAT IT IS NOT JUST HARDWORKING, IT IS ALSO GOOD LOOKING.

• "THE IDEA WAS TO MEANDER THROUGH "CORRUGATED CARDBOARD CAVERNS" WHICH ARE SENSORY, TACTILE AND IMMERSIVE IN NATURE."





- THE FOOD, BEING INFLUENCED BY THE CHEF YUNG DHANANI, IS A LOVELY MIX OF INGREDIENTS AND STYLES.
- SOME OF ITS MENU IS BEING SOURCED FROM PLANTATIONS IN THE SOUTH
- THE PLENTY OF OPTIONS ARE EVEN HEALTHY JUICES THAT ARE DESIGNED BY DENSITY GOING FROM THIN TO THICK INSPIRED BY THE LAYERS OF CARDBOARD.

- THESE STRONGLY ADVOCATES BEING SUSTAINABLE, WHERE TAKEAWAYS ARE SERVED IN PAPER BOXES, AND THERE'S NO PLASTIC THAT YOU CAN SEE.
- WILL FUTURE PLANS THAT INVOLVE A FOOD WASTAGE SYSTEM BEING SET UP.
- IT'S BASICALLY TERMED AS "EXPLORATION"

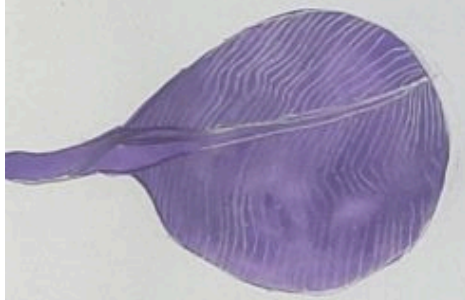



- EVEN THE PLATES AND BILLS, IS ENTIRELY MADE OUT OF CARDBOARD.
- CREATIVITY HAS NO END.
- THE SOUND-ABSORBING QUALITY OF CARDBOARD WAS AN ADDED ADVANTAGE FOR THE NOISY CAFATARIA ENVIORNMENT.

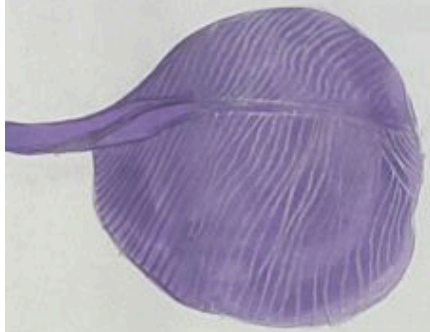

PLAN

LOCATED IN MUMBAI'S CENTRAL BUISNESS DISTRICT OF BANDRA KURLA COMPLEX, THE CAFE 'CARDBOARD' IS SITED IN BKC, MUMBAI, PRIME REAL ESTATE, WHICH COMMANDS EXTREMELY HIGH RENTALS.

- THE ENTRY IS DENOTED AS (1).

- FROM NO (2) HOSTERS ARE THERE.
- IN No. (3) HIGH BAR TABLES ARE PLACED.
- IN No. (4) DINING AREA IS PLACED.

- IN No. (5) BAR AREA IS PLACED
- No. (6) IS BASICALLY THE BACK SIDE OF THE CAFE (ie) KITCHEN
- (7) and (8) ARE BASICALLY LADIES AND GENTS WASHROOM



STRUCTURE

• CARDBOARD

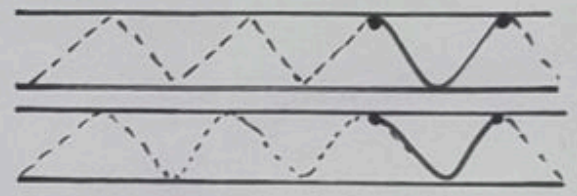

MICRO



TWEEN

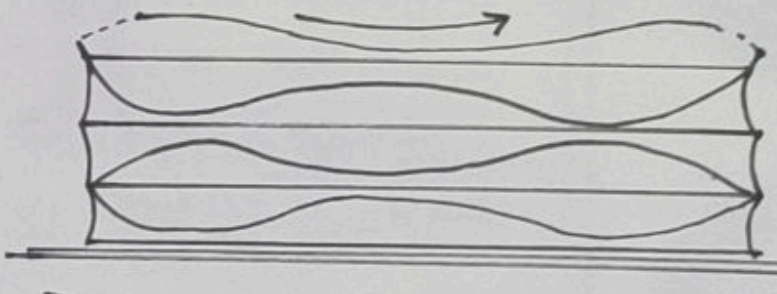

MICRO

SLICED AT 30°

SLICED AT 45°

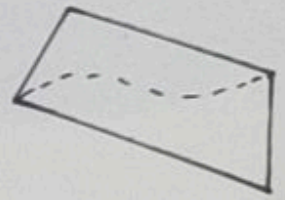

•TREATED CORRUGATED CARDBOARD WAS SUBJECTED TO THE ELEMENTS - EXTREME TEMPARATURE, HEAT, HUMIDITY, MOISTURE, WATER, OIL, COFFEE, AND EVEN SAUCY SPHAGHETTI.

•CORRUGATED CARDBOARD DISPLAYED INCREDIBLE CHARACTER, STANDING TALL,

IT'S CORRUGATED HEARTBEAT BEAMING WITH PRIDE.

•THE MOST EXCITING PART WAS THAT IT WAS REQUIRED TO APPROACH THE MATERIAL AS

STUDENTS, CONSTANTLY DIVING INTO STUDY AND RESEARCH WHICH INCLUDED PROTOTYPING AND TESTING THE

MATERIAL IN REAL WORLD CONSTRAINTS INCLUDING HUMIDITY, WATER RESISTANCE AND TEMPARATURE FLUCTUATIONS.

FOR EXAMPLE: THE TABLE-TOPS ARE IMPREG-NATED WITH WAX TREATMENT TO PREVENT WATER ABSORPTION AND FACILITATE EASE OF MAINTANANCE.



- "CARDBOARD" A MATERIAL OF HUMBLE ORIGINS HAS STOOD THE TEST OF TIME AND HAS BEEN DELIBERATELY INJECTED INTO THE GLASS MONOLITHIC ARCHITECTURE.
- THE SPACE EVOLVES INTO A VIBRANT HUB FOR DIALOGUE AND CONVERSATION ON THE ROLE OF DESIGN, MATERIAL AND TECHNOLOGY IN PROTECTING THE EARTH'S RESOURCES TOWARDS A SUSTAINABLE FUTURE.

CONCLUSION

Golden Egg

PROJECT: GOLDEN EGG CAFE'

ARCHITECTS: MH ARCHITECTS

AREA: 115 M^2

YEAR: 2020

PHOTOGRAPHS: BALLSMEDIA

LOCATION: CZECH REPUBLIC.

- THE INTERIOR, BASED IN AN OPEN TWO STOREY SPACE, MIXES TOGETHER VERY ROUGH BUILDING MATERIALS, USED IN UNIQUE WAYS TOGETHER WITH SMOOTH PASTEL COLORS AND A LITTLE BIT OF LUXURY IN VARIOUS GOLD DETAILS.
- MOST OF THE FURNITURE IS MADE FROM CONCRETE BLOCKS, USUALLY USED TO HOLD UP TERRAINS.

- TOGETHER WITH SMOOTH WOODEN TOPS, THEY ARE USED AS A BAR OR TABLES.
- THESE BLOCKS ARE NOT JUST FUN TO WORK WITH: "IT IS A DURABLE BUILDING MATERIAL THAT WILL LAST FOR ALMOST AN ETERNITY!

- THERE ARE MANY MORE UNORTHODOX FEATURES TO THIS PLACE.
- ONE OF THEM IS THE IMPLEMENTATION OF SERRATED PLASTER ON WALLS.
- THE TRANSFORMED IDEA OF A CLASSIC FACADE GLUE.

- THE WALLS ARE ALSO COVERED WITH SERRATED PLASTER AS WELL AS ALSO WITH Horáková's INSTALLATION OF CERAMIC PLATES.
- I PERCEIVE CLAY AS THE SOIL THAT GIVES THE BASIS OF EXISTENCE.

- THE ORGANIC SHAPE INDICATES THE CIRCLE OF LIFE.
- EARTHY TONES FOLLOW SHADES OF THE REST OF THE INTERIOR.
- THE EXHIBITION LEVIATES AND CREATES PLASTICITY, THEREFORE, PLAYING WITH LIGHT AND SHADOWS "DESCRIBES THE AUTHOR OF THE DESIGN.

- MOST OF THE FURNITURE WAS ALSO DESIGNED TO FIT THE GOLDEN EGG VISION.
- THE MOST NOTABLE PIECE IS A BENCH RESEMBLING PERCH, WHERE EVERYBODY BECOMES A BIRD FOR A MOMENT.

- GOLDEN EGG OFFERS PEOPLE THE OPTION TO ENJOY THEIR MEAL IN A BEAUTIFUL ADJACENT GARDEN.
- THEY SIT AT A BIG TABLE ARCHING AROUND A FULL GROWN TREE.

- "THE FURNITURE IS MINIMALISTIC AND REPRESENTS AN ABSTRACT CONCEPT OF HOW WE PERCIEVE THE DINING AND SITTING ELEMENTS.
- BESIDES, THIS A CONCRETE EXHAUST WAS COMPLETELY TURNED AROUND FROM AN UNPLEASENT OLD GREY CUBE INTO THE BAR TABLE WITH A NOURISHING FLOWERBED IN IT'S CORE.

PLAN

• THESE CAFE IS LOCATED IN CZECH REPUBLIC.

• IT HAVE TWO FLOORS OUT OF WHICH IN THE FIRST FLOOR

- FROM NO.② STAIRCASE IS THERE WHICH LEADS TO NO.① OPEN SPACE, NO.③ SEATING ZONE, NO.④ PLATFORM SEATING AND HAVE NO.⑤ AS WOMEN'S TOILET AND NO.⑥ MEN'S TOILET.

FIRST FLOOR PLAN

• IN GROUND FLOOR,
- NO.① - ENTRY.
- NO.② - BASICALLY SEATING ZONE.
- NO.③ - ORDERING ZONE.
- NO.④ - KITCHEN AND NO.⑤ - CORRIDOR
- NO.⑥ - STAIRCASE AND NO.⑦ - PATIO.
- NO.⑧ - GARDEN.

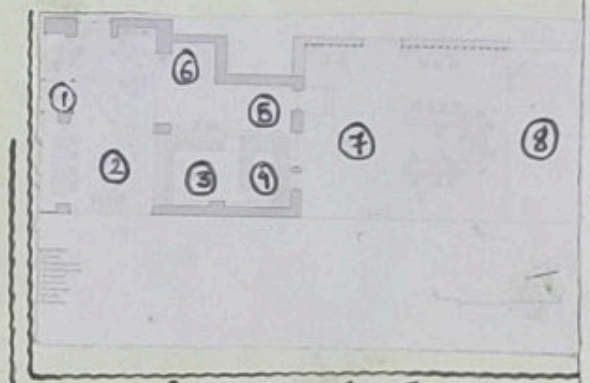

GROUND FLOOR PLAN





- THIS IS LOCATED ON THE GROUND FLOOR OF A 90 YEARS OLD BUILDING, CURRENTLY CALLED 'RADOST' TRANSLATED AS 'JOY'.
- IT FOLLOWS THE FUNCTIONALIST ROOTS OF THE BUILDING WITH ITS INTERIOR DESIGN, ONLY ADDING SO MANY NEW FEATURES TO KEEP THE FEEL OF THE ORIGINAL BUILDING.

CONCLUSION

Ciclo Cafe

PROJECT: CICLO CAFE

PLACE: CHENNAI, TAMIL NADU

YEAR: 2015

CEO: ASHISH THADANI

AREA: 11000 SQ. FT.

INDIA'S FIRST CYCLING CAFE CHAIN, CICLO CAFE IS A HUB FOR CYCLING ENTHUSIASTS ACROSS INDIA THAT PROVIDES TOP-CLASS LIFESTYLE FACILITIES FOR SALES AND SERVICE OF PREMIUN BICYCLES AND HOSPITALITY.

UNIQUE CONCEPT, THAT GRABBED THE ATTENTION OF MANY YOUNGSTERS AND FAMILIES.

AMBIENCE IS AESTHETICALLY PLEASING.

HAS A VALET PARKING.
ONE CAN EXPECT PRIVACY, WITH NO ONE EAVESDROPPING.

- VERY GOOD SPACE MANAGEMENT, ALONG WITH THE THEME BASED CYCLE INSTALLATIO

- SERVICES OFFERED INCLUDES,- WIFI, A.C, VALET PARKING, HOME DELIVERY AND MANY MORE.

- THE INTERIORS ARE ADORNED WITH CYCLES AS WELL AS PARTS NOT JUST TO DECORATE WALLS BUT ALSO CREATE LIGHT FIXTURES SEATING.

- WALL ART AND BASES FOR TABLES.

- A VERY EARTHY WARM COLOUR TONE HAS BEEN USED THROUGH THE ENTIRE SPACE WITH RUST PATTERNED CEMENT TILES AND EXPOSED BRICK WALLS.

- WALNUT LAMINATED WOODEN FLOORING WITH EXPOSED BRICK WALLS GIVE A RUSTIC VIBE.

- DESIGNERS HAVE REALLY PAID ATTENTION TO EACH AND EVERY DETAIL

Conclusion

- TALES OF POKES, CHAINS AND RIMS.
- INFUSES THE RICH HISTORY OF CYCLES.
- CYCLE CHAINS MAKE THE CHANDELIERS WHILE THE CYCLE RIMS MAKE FOR LIGHTNING FIXTURES.
- FRONT POKES OF CYCLE DOUBLE UP AS TABLE TOPS.
- THE DESIGN USED: VINTAGE + CONTEMPRORARY.

The Summer House

PROJECT: THE SUMMER HOUSE

AREA : 1200 SQ FT.

LOCATION: CHENNAI, ALWARPET
TAMIL NADU.

- SUMMER HOUSE EATERY IS PET-FRIENDLY CAFE. IT IS PERFECT FOR FOODIES WHO CAN EAT THESE FEASTS OUT.

- THE MODISH AND CONTEMPROARY INTERIORS OF THE BESTOW AN EXTREMELY SOOTHING AND ELEGANT AMBIENCE.

- THE MAIN THEME USED IS NATURE THEME.

- THE CAFE IS ON THE GROUND FLOOR OF A CO- WORKING SPACE CALLED TWO TREES.

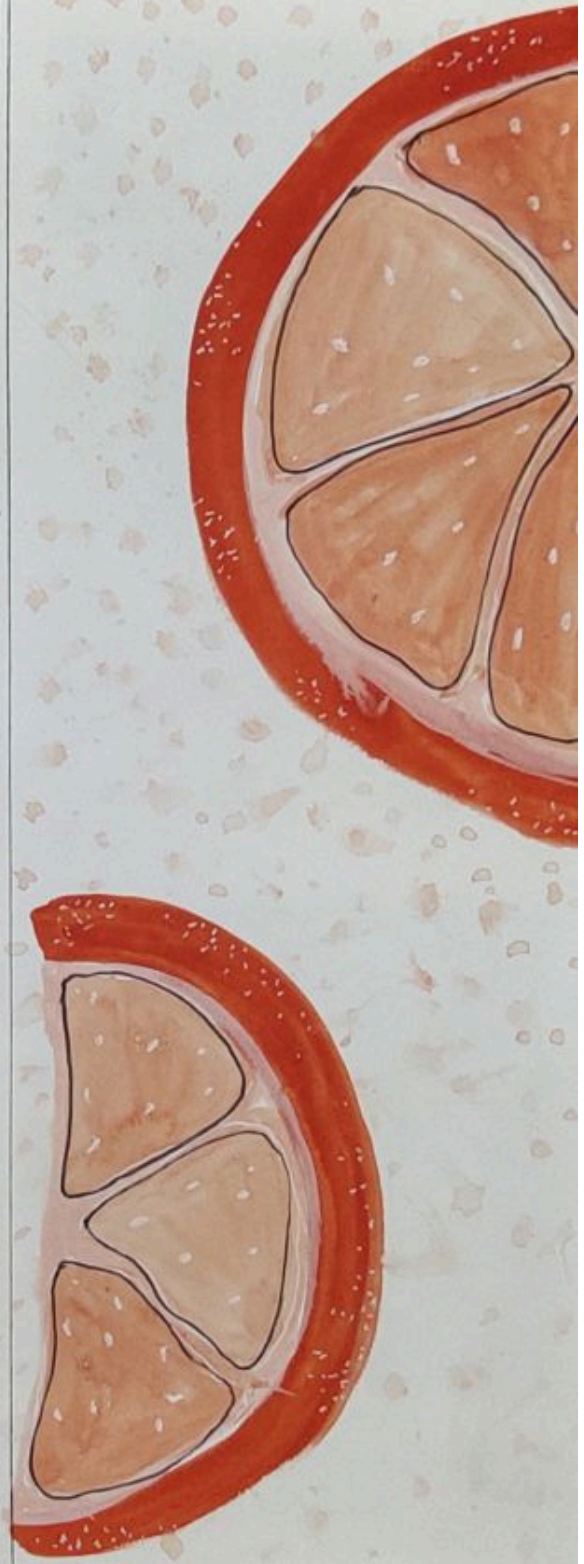

- DECOR DEFINES CLASS, COMFORT, AND CREATIVITY.

- PARKING SPACE IS IN FRONT.

- BEVERAGE SERVING AREA.

- THE CAFE HAS ITS KITCHEN ON THE RIGHT SIDE WITH THE STORAGE BESIDE.

- THE FLOORING HAS LINES GOING IN BLACK AND WHITE, CERAMIC TILES.

- PETAL SHAPED CHAIR SEATING.

- OUTDOOR DINING, SMOKING AREA, VALET PARKING.